




TOGETHER WE SUCCEED



2016

ANNUAL REPORT



“Alone we can build little; together we can build so much!”

Javid Skeete - Contractor, Skeete and Associates



TOGETHER WE SUCCEED



ST. KITTS NEVIS ANGUILLA
TRADING AND DEVELOPMENT COMPANY LTD.

Mission Statement

TDC is fully Committed to Total Customer Satisfaction;
Employee Excellence through Participation and
Training to provide Maximum Benefits
for Shareholders while Contributing meaningfully
to the Economic, Social and
Cultural Advancement of our Nation.

Vision Statement

To be the leading public Company
in the OECS as measured by:

- Customer Satisfaction
- Return on Investment (ROI)
- Human Resource Development
- Good Corporate Citizenship

Table of Contents

Corporate Information.....	4
Notice of Meeting	5
Directors' Report 2015/2016	7
Audit Committee Report to Shareholders	13
Independent Auditors' Report	16
Consolidated Statement of Financial Position	17
Consolidated Statement of Income	19
Consolidated Statement of Comprehensive Income	20
Consolidated Statement of Changes in Shareholders' Equity.....	21
Consolidated Statement of Cash Flows.....	23
Notes to Consolidated Financial Statements.....	25
Our Partners	103



Corporate Information



(Photograph taken of Directors at the 2015 Annual General Meeting)

Back Row (l - r) **Melvin R. Edwards**, B.A., M.Sc.; **Clive E. R. Ottley**, M.B.B.S., (Lond) F.R.C.O.G.;
Nicolas N. Menon, B.Sc. (Hons), M.B.A.; **D. Michael Morton**;
Charles L. A. Wilkin, C.M.G., Q.C., M.A., (Cantab);
O. Nicholas Brisbane, B.Sc., M.Sc.

Front Row (l - r) **Glenville R. Jeffers**, B.B.A.; **Myrna R. Walwyn**, B.Sc., M.A., Dip. Law;
Earle A. Kelly, B.A., M.B.A. (Chairman); **Maritza S. Bowry**, B.Sc., M.B.A., C.P.A.
(Director / Company Secretary); **Ernie A. France**, B.A.

Absent **Jacques A. C. Cramer**

Registered Office: Fort Street, Basseterre, St. Kitts

Bankers: CIBC FirstCaribbean International Bank (Barbados) Limited
St. Kitts-Nevis-Anguilla National Bank Limited
Royal Bank of Canada
The Bank of Nova Scotia



Notice of Meeting

Notice is hereby given that the forty-third (43rd) Annual General Meeting of the St. Kitts Nevis Anguilla Trading and Development Company Limited will be held at the Conference Room, Ocean Terrace Inn, Fortlands, Basseterre, St Kitts, on Tuesday, July 26, 2016, at 5:00 p.m.

Agenda

1. To receive the Report of the Directors
2. To receive and consider the Financial Statements for year ended January 31, 2016
3. To receive and consider the Report of Auditors thereon
4. To declare a Dividend
5. To elect Directors to replace those retiring by rotation
6. To appoint Auditors and to authorize the Directors to fix their remuneration for the ensuing year

BY ORDER OF THE BOARD



Warren Z. Moving
Company Secretary

June 20, 2016

A member entitled to attend and vote is entitled to appoint one or more Proxies to attend, and on a poll, to vote instead of him/her. A Proxy need not be a member of the Company. A form of proxy is enclosed. Proxies must reach the Company Secretary not less than 24 hours prior to the Annual General Meeting.





“All lasting and successful businesses are built on togetherness; none can do it alone.”

Austin Buchanan - Desktop Publisher/Graphic Designer

TDC

TOGETHER WE SUCCEED

Directors' Report 2015/2016

INTRODUCTION

The TDC Group is recognized as one of the Eastern Caribbean's most diverse companies with operations in insurance, finance, manufacturing, trading, real estate development, aircraft handling, hotel operations and related tourism services. Diversification is a key component of this vision.

The capital position of the TDC Group remains strong. Shareholders' Equity totaled \$188,637,078. The Group reported a Profit Before Tax of \$5,525,826 for its financial year 1 February, 2015 to 31 January, 2016.

REVIEW OF THE CONSOLIDATED STATEMENT OF INCOME

The Group delivered another year of strong sales performance. Although the profit for the 2015/2016 financial year was lower than that in the previous year, the Group is in an excellent position for future growth. We continue to hold significant market share in vehicle sales and building materials which translated into stellar performances for the relevant divisions. There were also good performances in insurance and financial services.

However, reopening costs and initial low occupancy levels at Ocean Terrace Inn Ltd. (OTI), after having being closed for 12 months, as well as the substantial write down in the assets of the St Kitts Bottling Company Ltd. (SKBC) negatively impacted the Group's results.

PERFORMANCE REVIEW BY SECTOR


GENERAL TRADING

While our products and services continue to evolve, our commitment to building relationships and making a difference remains steadfast. Our processes and systems are continuously being reviewed and aligned to become more customer-centric. We continue to train our employees in this area. In 2015, the Group partnered with the Customer Service Academy of Jamaica, in association with the UK based Institute for Leadership and Management, to present the Certified Customer Service Professionals Training Course. All 15 of the employees who participated in the course successfully passed the exams. As a result, our Company will be better positioned through the knowledge of our employees to attract and retain the customer base needed to ensure continuous growth.

Home and Building Depots (St Kitts and Nevis) – This line of business performed admirably yielding a 21.97 percent increase in Profit Before Tax. The customer experience was enhanced during the year with the remodeling of the St Kitts store which has continued. The changes included relocation of the Appliances section to a wider display area and expansion of the Electrical section. Retailing continues to change and we are investing to serve customers more effectively. We know that customers expect value, a broad assortment of merchandise and, of course, an enjoyable shopping experience.

Despite reduced activity in the construction sector in Nevis, the Profit Before Tax for the department increased by 54.51 percent.

Automotive Divisions (St Kitts and Nevis) - The year under review was a historic one for the Automotive Divisions. In December 2015, the highest monthly sales were recorded since the introduction of the Toyota brand in the Federation of St Kitts and Nevis. At the Toyota Motor Corporation Latin American and Caribbean Distributors convention held in Argentina in April 2016, the Automotive Divisions were awarded the 2015 Toyota Vehicle Sales Silver Prize based on exceeding the annual sales targets, increasing market share and improving the customer satisfaction overall score. The departments also achieved the sales targets for Suzuki and received prizes from the Regional Office in recognition of this achievement.



Directors' Report 2015/2016 Cont'd

The Automotive, Financial Services and Insurance businesses collaboratively staged a number of promotions. Customers had the option of accessing packages of financing and insurance when they purchased vehicles. The combined profits for the Automotive Divisions almost doubled those for the prior year.

City Drug Store (Nevis) Ltd. and TDC Business Centre (St Kitts) – The Profit Before Tax for these companies combined, almost doubled the results for the 2014/2015 financial year. The sales for both businesses increased over last year.

The Drinks Depot - This division reflected a loss for the financial year under review. The department faced inventory challenges in 2015 that have since been addressed.

SERVICES

Shipping Agencies – The shipping agencies contributed positively to the company's results. However, the profits of the department in St Kitts dropped by 8.00 percent. The results for the Nevis department also declined due to the loss of the Saga Agency.

Since November 2015, both departments have been offering a mailbox service from Miami. We encourage you to visit the website www.inviareskb.com and sign up for this service.

TDC Rentals Ltd. and TDC Rentals (Nevis) Ltd. – Car rental business for both companies contributed significantly to the profits. Hire Purchase sales were reduced as the Group shifted more of that business to other companies.

INSURANCE AND FINANCE

St Kitts-Nevis Insurance Company Ltd. (SNIC) – The Profit Before Tax increased by 7.29 percent compared to the previous financial year. Motor Claims Expenses declined by 25.62 percent.

As mentioned in the Annual Report last year, SNIC continued its quest to become rated by A.M. Best, a leading international rating agency for insurance companies. The application process has been completed and the company awaits the decision.

In January 2016, the General Insurance business was relocated to the space previously occupied by FINCO on the corner of Bank and West Independence Square Streets, Basseterre. The feedback from our clients has been positive as this location provides greater convenience and accessibility.

SNIC (Nevis) Ltd. – In November 2015, this company was wound up. The Group now provides insurance services on the island of Nevis as a branch of TDC Insurance Company Ltd.

East Caribbean Reinsurance Company Ltd reported a decline in profit mainly due to the impairment loss for the shares held in the National Bank of Anguilla Ltd. In August 2013, both the National Bank of Anguilla Ltd. and the Caribbean Commercial Bank (Anguilla) Ltd. were placed in conservatorship. The appointed conservator of these two banks has indicated that the depositors' balances up to EC\$2.8 million are accessible to the depositors and any excess amounts will be transferred to the Depositor Protection Trusts. This will result in a significant portion of the company's deposits with those banks being converted into 10 year bonds guaranteed by the Government of Anguilla.

St Kitts-Nevis Finance Company Ltd. (FINCO) – The Profit Before Tax declined by 9.49 percent. The loan portfolio increased by 3.34 percent. Although the number and value of vehicle loans increased significantly this was tempered by a decline in demand for mortgages and lower yields on lending due to competitive pressures.



Directors' Report 2015/2016 Cont'd

The delinquency rate on loans continues to decline and is well within reach of the company's targets. The company continued to focus on minimizing delinquency by providing quality loans to qualified borrowers. Preliminary data from the Eastern Caribbean Central Bank (ECCB) indicate that the average rates of delinquency for FINCO continue to solidly outperform the indices.

TOURISM

Ocean Terrace Inn Ltd (OTI)

The hotel was closed in May 2014 to facilitate renovations with loan funding provided, on concessionary terms, by the St Kitts and Nevis Sugar Industry Diversification Foundation (SIDF). The hotel reopened in April 2015 with 34 rooms. The OTI Group reported a substantial loss for the financial year ended 31 January, 2016. Although the hotel's income increased by 41.4 percent, expenses increased by 13.68 percent, mainly due to substantial reopening and marketing costs and the additional depreciation charges in respect of the newly renovated premises. Towards the end of the year, new management was appointed and the results of the change have been significant. The marketing initiatives have intensified and the results are expected to substantially improve in the 2016/2017 financial year.

AIRLINE SERVICES AND TOURS

TDC Airline Services Ltd. - During the year, the company was appointed handling agent for American Airlines, Seaborne Airlines and United Airlines. The Profit Before Tax tripled that of the previous year.

TDC Airline Services (Nevis) Ltd. - The Profit Before Tax declined. However, in the previous financial year Bad Debts Recovered was a significant contributor to the revenue.

TDC Tours Ltd. - The Profit Before Tax decreased due largely to reductions in passengers transported. The prospects for its future growth look positive as the tourism industry expands. We continue to pursue several initiatives to secure new business opportunities.

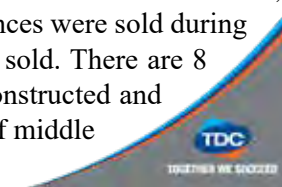
MANUFACTURING

St Kitts Bottling Company Ltd. (SKBC) – The Company reported a significant loss for the financial year under review. Coca-Cola de-authorized the company from producing and distributing its products in 2013 and 2015, respectively. The company executed similar actions in other islands as part of its international strategy to consolidate the number of its bottlers and distributors. Previously, Coca-Cola products contributed over 50 percent of SKBC's sales.

Reflected in the Operating Expenses is the impairment charge of \$2,267,251, on the property, plant and equipment at the company. This resulted from the underutilization of the plant due to the end of production of Coca-Cola products. The production equipment that has been in operation for over eight years continues to require extensive maintenance. This has negatively impacted the consistency of supply of products.

REAL ESTATE DEVELOPMENT

TDC Real Estate and Construction Ltd. and Conaree Estates Ltd. – Two (2) residential communities were being developed by these companies: Sunrise Hills Villas at Frigate Bay and Atlantic Views Residences at Conaree, respectively. One (1) villa at Sunrise Hills Villas and the final home at Atlantic Views Residences were sold during the year. Since the inception of the Sunrise Hills Villas project in 2006, 37 villas have been sold. There are 8 lots remaining. The Atlantic Views Residences project is now completed; 21 homes were constructed and sold. The Group is actively seeking additional investment opportunities in the development of middle income housing.



Directors' Report 2015/2016 Cont'd

ASSOCIATED COMPANIES

St Kitts Masonry Products Ltd reported reduced profits due to the decline in sales of ready-mix concrete as the construction sector contracted towards the end of the year. There were increases in payroll costs and depreciation due to the revaluation of the properties and investments in plant and equipment.

MAICO, our associate insurance company in Anguilla, reported a loss in 2015 due mainly due to provisions for bad debts and claims.

SOCIAL CONTRIBUTION

Education – We create changes in our community through philanthropy centered on the goal of helping individuals and families build a brighter future. Education is a major focus of our social investment. The Group continued to honour its long standing commitment to the Warren Tyson Scholarship Program that started in 1981 and which currently serves 52 students in St Kitts and Nevis. The Michael L. King Scholarship Grant Program awarded grants of US\$5,000 each to four university students.

Sports and Culture – We take pride in our contribution to the TDC Interschool Track and Field Championships over the years. We have been sponsoring these games since 1978. Over the past 38 years we have contributed approximately \$2 million dollars in cash and kind to the TDC Interschool Track and Field Championships.

The TDC Group maintained its support of various causes and organizations throughout the Federation. These included, but were not limited to, National Carnival, St Kitts Music Festival, Black San Festival, Culturama, Advancement of Children Foundation, Inter Primary School Athletics Championships, Inter Primary School Cricket Championships, Essence of Hope, Reach for Recovery and The Pink Lily Foundation in Nevis.


HUMAN RESOURCES

The TDC Group is built on a legacy of leadership development. Over the years, we have promoted and recruited talented professionals to strengthen the leadership team. We have a common set of leadership expectations that are framed by our beliefs. We have extensive leadership programs. Attendees were trained in understanding the requisite leadership behaviours and were introduced to understanding risk assessment in different environments. During the year, employees participated in various training programmes such as Performance Management, Mentoring and Coaching Staff, Managing Stress in the Workplace, Motivational Sessions, Decision Making, Inventory Management, Anti-Money Laundering and Customer Service.

At the end of the year under review the staff count stood at 673 (2015 - 596). The directors take this opportunity to express our appreciation for their hard work and dedicated service to the company.

BOARD GOVERNANCE

We are dedicated to maintaining full compliance in all spheres and have been working assiduously to improve our business processes to meet the increasing demands. The annual Internal Audit Plan applies a risk-based methodology to ensure that the Group's key risks are appropriately and regularly reviewed. The Group continues to build upon and strengthen its commitment to the principles of good corporate governance. Over the past year significant strides have been made toward the further strengthening of corporate governance across the company. These include the approval of the Whistle Blower Policy by the Board in August 2015.



Directors' Report 2015/2016 Cont'd

ECONOMIC OVERVIEW

The International Monetary Fund's (IMF) World Economic Outlook indicated that the global activity remained subdued in 2015. In the Eastern Caribbean Currency Union (ECCU) Gross Domestic Product (GDP) is estimated to have expanded by 2.6 percent in 2015 compared to 2.9 percent in 2014. Economic activity expanded in 6 of the 8 ECCU countries, including the Federation of St Kitts and Nevis. Real GDP in St Kitts and Nevis increased by approximately 6.6 percent in 2015 compared to 6.1 percent in 2014. The growth resulted mainly from the value added in the construction, hotel and restaurant sectors.

In April 2016, St Kitts and Nevis successfully exited the Post-Program Monitoring Framework at the end of October 2015, 7 months ahead of schedule. The IMF indicated that the outlook for 2016 remains positive. Growth is estimated at 3.5 percent in 2016. Increased regional and international competition for the Citizenship By Investment (CBI) program will continue to have an effect on investment inflows. The performance of the tourism sector is expected to strengthen, as a result of intensified marketing in the UK and Canadian markets and the additional airlift from United Airlines flights. The completion of a major 5-star Resort, the Park Hyatt, will enhance the profile of the country. The number of total visitors is projected to increase which will positively impact retail trade, transport and other business activities on the islands.

Downside risks to the projections include natural disasters, declines in CBI inflows, cyber crime and the possible negative impact on tourism of the Zika virus. Consideration of external shocks, such as a reduction in global economic growth, is critical. Tourism in the region depends on developments in advanced economies particularly the USA, which has been opening up to the Cuban tourism product, creating competition for the rest of the region. Other challenges in the Federation include unemployment and under employment, poverty and the continuing incidence of violent criminal activities.

REBRANDING

After 42 years of service to our customers, shareholders, employees and the community, the directors saw it fit to engage in a rebranding exercise. Branding is the way organizations express their culture, values and aspirations. On 1 February, 2016, the TDC Group of Companies launched a refreshed corporate brand. This involved the unveiling of a new logo, corporate tag line and the renaming of SNIC and FINCO to TDC Insurance Company Ltd. and TDC Financial Services Company Ltd., respectively. The new names strengthen the association and enhance the synergies of these companies with the rest of the TDC Group. The rebranding exercise will significantly improve the corporate identity and recognition of the TDC Group. Our footprint will be more easily recognized by potential regional partners.

STATUTORY REPORT

We have pleasure in submitting our report and the Audited Accounts for the financial year ended January 31, 2016. The table below shows the profit after tax for the past two financial years:

	January 31, 2016	January 31, 2015
	\$	\$
Profit for the year, after providing for Taxation	1,530,953	3,697,396
The Board recommends a Dividend of 5 cents per share free of tax (2015 - 5 cents per share)	2,600,000	2,600,000

We believe that disciplined, balance capital allocation is one of the hallmarks of a well-run business and



Directors' Report 2015/2016 Cont'd

we are holding ourselves to that standard. That means reinvesting in our business and paying dividends to shareholders. Since its inception the TDC parent company has paid dividends totaling \$54,931,247. The Board recommends a dividend of 5 cents per share, totaling \$2,600,000 the same as in 2015.

APPOINTMENT OF COMPANY SECRETARY

In accordance with Article 132 of the Articles of Association Mr. Warren Z. Moving was appointed as Company Secretary by the Board in March 2016. Mr. Moving has held the position of Chief Accountant of TDC Nevis Ltd. for the past 13 years. He has a Bachelor of Science Degree in Economics and Accounts from the University of the West Indies and a Post Graduate Diploma in Business Management from the University of Leicester, UK.

RE-ELECTION OF DIRECTORS

In accordance with Article 99 of the Articles of Association, Mr. D. Michael Morton, Mr. Nicolas N. Menon and Mr. Ernie A. France retire and being eligible, offer themselves for re-election.

Dr. Clive Ottley who has served on the Board since 2 July, 1988 will retire at the end of this meeting. We thank Dr. Ottley for his wise counsel, tireless commitment and dedication which considerably strengthened our Board and redounded to the success of the TDC Group. We wish him well in all of his future endeavours.


AUDITORS

In accordance with Article 149 of the Articles of Association, the Auditors, Grant Thornton, Chartered Accountants retire, and being eligible, offer themselves for re-election.

APPRECIATION

We express our appreciation to all of our customers for their patronage over the years. We also take this opportunity to recognize the contributions of the company's founders and former directors, the solid support of all our shareholders and the dedication, commitment and hard work of all our managers and staff.

We must and we will continue to work together for the benefit of our company because "Together We Succeed".



Earle A. Kelly
Chairman



Ernie A. France
Director

Audit Committee Report to Shareholders

MEMBERSHIP

The Audit Committee comprises four (4) persons who are independent from the TDC executive directors, namely:

- Melvin Edwards - Chairman & Non-executive Director
- Kenneth Kelly - Retired Non-executive Director
- Clive Ottley (Dr.) - Non-executive Director
- Marilyn Johnson - Independent Professional.

MEETINGS

Five (5) meetings of the Audit Committee were convened during the year under review:

- 10 March, 2015
- 13 June, 2015
- 06 July, 2015
- 01 September, 2015
- 26 October, 2015

Charlene Stapleton, the Chief Assurance and Risk Management Officer, resourced all Committee Meetings as Recording Secretary. Members recorded three (3) absences due to other commitments.

MAIN ACTIVITIES

The Committee continued to support the Board of Directors by pursuing its mandate in relation to financial reporting, risk management and assessing internal controls. In carrying out its mandate the following activities were undertaken during the year:

- Oversaw the effectiveness of the internal audit and external audit activities, and monitored the Group's relationship with the external auditor.
- Drafted a Management Appraisal System to be used as an instrument to guide increased compliance and greater accountability.
- Reviewed, for consistency and accuracy, the results of the Group's 2014/15 Audited Consolidated Financial Statement and the accompanying notes.
- Considered issues from the Management Letters and encouraged management to tighten internal controls and implement related best practices.
- Reviewed the minutes of the Audit Committees of the Subsidiaries (TDC Financial Services Company Limited and TDC Insurance Company Limited) and was assured that their oversight activities were effectively undertaken, as well as made recommendations to the Board to ensure the independence of all members of these subsidiary committees.
- Conducted a self-assessment guided by its Terms of Reference and two members undertook Advanced Audit Committee training to assist in carrying out their responsibilities.
- Approved the 2015/16 Work Plan and assessed the adequacy of resources assigned to Internal Audit, taking into account the level of risk and previous coverage. Unscheduled Audits were added where areas of concern were brought to the Internal Auditor's attention.
- Reviewed progress made against this Plan and paid particular attention to the implementation of recommendations made.

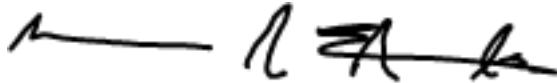


Audit Committee Report to Shareholders

The Committee concluded that the internal audit function was effective during the financial year 2015/2016 from the quality and frequency of reporting generated and the level of impartiality displayed.

The current external auditors, Grant Thornton, were reappointed by last year's Annual General Meeting in keeping with the established criteria; they will have served for three (3) consecutive years at the end of the 2015/16 Audit. In keeping with best practice, therefore, the Committee has reviewed Grant Thornton's performance and recommends their continuation as auditors for the next financial year 2016/2017.

The Audit Committee will continue to ensure that high standards of compliance, consistent with internationally accepted standards of Accounting, Audit, Good Governance and Corporate Social Responsibility, are maintained throughout the TDC Group.



.....
Melvin R. Edwards

For and on behalf of the Audit Committee, TDC Group

Date: June 28, 2016





“With the right partnerships and an incredible impact, there is nothing we can’t achieve together”

Jermaine Francis

**National Junior and Senior Record Holder - High Jump
2016 CARIFTA Games Gold Medallist - High Jump**



TOGETHER WE SUCCEED

Independent Auditors' Report

To the Shareholders of St. Kitts Nevis Anguilla Trading and Development Company Limited

We have audited the accompanying consolidated financial statements of **St. Kitts Nevis Anguilla Trading and Development Company Limited**, which comprise the consolidated statement of financial position as at January 31, 2016, the consolidated statements of income, comprehensive income, changes in shareholders' equity and cash flows for the year then ended, and a summary of significant accounting policies and other explanatory information.

Management's Responsibility for the Consolidated Financial Statements

Management is responsible for the preparation and fair presentation of these consolidated financial statements in accordance with International Financial Reporting Standards, and for such internal control as management determines is necessary to enable the preparation of consolidated financial statements that are free from material misstatement, whether due to fraud or error.

Auditors' Responsibility

Our responsibility is to express an opinion on these consolidated financial statements based on our audit. We conducted our audit in accordance with International Standards on Auditing. Those standards require that we comply with ethical requirements and plan and perform the audit to obtain reasonable assurance about whether the consolidated financial statements are free from material misstatement.

An audit involves performing procedures to obtain audit evidence about the amounts and disclosures in the consolidated financial statements. The procedures selected depend on the auditors' judgement, including the assessment of the risks of material misstatement of the consolidated financial statements, whether due to fraud or error. In making those risk assessments, the auditors consider internal control relevant to the entity's preparation and fair presentation of the consolidated financial statements in order to design audit procedures that are appropriate in the circumstances, but not for the purpose of expressing an opinion on the effectiveness of the entity's internal control. An audit also includes evaluating the appropriateness of accounting policies used and the reasonableness of accounting estimates made by management, as well as evaluating the overall presentation of the consolidated financial statements.

We believe that the audit evidence we have obtained is sufficient and appropriate to provide a basis for our audit opinion.

Opinion

In our opinion, the consolidated financial statements present fairly, in all material respects, the financial position of **St. Kitts Nevis Anguilla Trading and Development Company Limited** as at January 31, 2016, and its financial performance and its cash flows for the year then ended in accordance with International Financial Reporting Standards.



Chartered Accountants
July 4, 2016
Basseterre, St. Kitts

St. Kitts Nevis Anguilla Trading and Development Company Limited

Consolidated Statement of Financial Position

As at January 31, 2016 (*Expressed in Eastern Caribbean Dollars*)

	2016 \$	2015 \$
Assets		
Current assets		
Cash and cash equivalents (note 8)	23,425,702	22,352,245
Investment securities (note 9)	53,348,845	53,643,036
Loans to customers (note 10)	19,259,942	15,782,416
Receivables and prepayments (note 11)	25,704,195	28,387,702
Reinsurance assets (note 20)	3,680,140	1,221,258
Due from related parties (note 13)	434,340	260,001
Inventories (note 12)	45,711,039	47,856,642
Taxation recoverable (note 23)	124,092	228,390
Total current assets	171,688,295	169,731,690
Non-current assets		
Investment securities (note 9)	11,902,591	11,965,321
Loans to customers (note 10)	75,202,497	75,624,608
Receivables (note 11)	6,665,259	5,126,815
Investment in associates (note 15)	11,308,099	8,981,125
Property, plant and equipment (note 16)	146,597,090	144,383,745
Investment property (note 17)	1,886,510	–
Intangible assets (note 18)	252,944	479,726
Deferred tax asset (note 23)	182,452	315,049
Total non-current assets	253,997,442	246,876,389
Total assets	425,685,737	416,608,079
Liabilities		
Current liabilities		
Borrowings (note 19)	44,521,673	50,476,429
Insurance liabilities (note 20)	13,801,232	9,497,177
Customers' deposits (note 21)	93,295,581	84,957,905
Accounts payable and other liabilities (note 22)	45,679,398	44,450,375
Due to related parties (note 13)	–	264,958
Provision for taxation (note 23)	2,059,511	2,619,494
Total current liabilities	199,357,395	192,266,338
Non-current liabilities		
Borrowings (note 19)	20,076,481	17,634,159
Customers' deposits (note 21)	8,309,158	10,726,789
Accounts payable and other liabilities (note 22)	4,025,717	3,789,623
Deferred tax liability (note 23)	5,279,908	5,296,725
Total non-current liabilities	37,691,264	37,447,296
Total liabilities	237,048,659	229,713,634

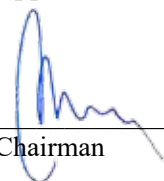


St. Kitts Nevis Anguilla Trading and Development Company Limited
 Consolidated Statement of Financial Position ...*continued*
 As at January 31, 2016 (*Expressed in Eastern Caribbean Dollars*)


	2016 \$	2015 \$
Shareholders' equity		
Share capital (note 24)	52,000,000	52,000,000
Other reserves (note 25)	62,885,678	59,222,189
Retained earnings	68,104,560	68,314,042
	182,990,238	179,536,231
Non-controlling interests	5,646,840	7,358,214
Total shareholders' equity	188,637,078	186,894,445
Total liabilities and shareholders' equity	425,685,737	416,608,079

The notes on pages 25 to 102 are an integral part of these consolidated financial statements.

Approved for issue by the Board of Directors on July 4, 2016.



 Chairman



 Director



St. Kitts Nevis Anguilla Trading and Development Company Limited

Consolidated Statement of Income

For the Year Ended January 31, 2016 (*Expressed in Eastern Caribbean Dollars*)

	2016 \$	2015 \$
Revenue	155,057,169	143,673,294
Cost of sales	(114,232,875)	(106,739,428)
Gross profit	40,824,294	36,933,866
Net interest income (note 31)	8,459,691	8,356,564
Net underwriting income	3,874,734	3,861,691
Other income (note 26)	9,769,850	10,277,464
Income before operating expenses	62,928,569	59,429,585
Operating expenses		
Employee costs (note 27)	(24,151,067)	(22,996,155)
General and administrative (note 28)	(18,453,745)	(17,123,962)
Depreciation and amortization (note 29)	(6,038,464)	(4,349,866)
Impairment loss on property, plant and equipment (note 16)	(2,267,251)	—
Impairment loss on available-for-sale financial assets (note 9)	(202,500)	—
Loss on liquidation of a subsidiary (note 14)	(187,929)	—
	(51,300,956)	(44,469,983)
Operating profit	11,627,613	14,959,602
Share of income of associated companies (note 15)	335,839	1,347,341
Finance charges (note 30)	(6,437,626)	(5,844,515)
Profit before revaluation loss and income tax	5,525,826	10,462,428
Revaluation loss (note 16)	—	(2,416,550)
Profit before income tax	5,525,826	8,045,878
Income tax expense (note 23)	(3,994,873)	(4,348,482)
Profit for the year	1,530,953	3,697,396
Profit for the year attributable to:		
Parent company	3,259,570	3,665,095
Non-controlling interests	(1,728,617)	32,301
	1,530,953	3,697,396
Earnings per share		
Basic and diluted per share (note 32)	0.063	0.070

The notes on pages 25 to 102 are an integral part of these consolidated financial statements.



St. Kitts Nevis Anguilla Trading and Development Company Limited
Consolidated Statement of Comprehensive Income
For the Year Ended January 31, 2016 (*Expressed in Eastern Caribbean Dollars*)

	2016 \$	2015 \$
Profit for the year	1,530,953	3,697,396
Other comprehensive income:		
<i>Items that may be reclassified to profit or loss</i>		
Revaluation surplus (note 15 and 16)	2,591,135	398,475
Net unrealised fair value gains on available-for-sale financial assets (note 9)	220,545	68,329
Total comprehensive income for the year	4,342,633	4,164,200
Total comprehensive income for the year attributable to:		
Parent company	6,054,007	3,407,390
Non-controlling interests	(1,711,374)	756,810
	4,342,633	4,164,200

The notes on pages 25 to 102 are an integral part of these consolidated financial statements.



St. Kitts Nevis Anguilla Trading and Development Company Limited
Consolidated Statement of Changes in Shareholders' Equity
For the Year Ended January 31, 2016 *(Expressed in Eastern Caribbean Dollars)*

	Parent company				Non-controlling interests \$	Total \$
	Share capital \$	Other reserves \$	Retained earnings \$	Subtotal \$		
Balance at January 31, 2014	52,000,000	59,339,707	66,869,134	178,208,841	6,601,404	184,810,245
Comprehensive income						
Profit for the year	–	–	3,665,095	3,665,095	32,301	3,697,396
Transfer to reserve fund (note 25)	–	429,691	(429,691)	–	–	–
Transfer from other reserve (note 25)	–	(390,143)	390,143	–	–	–
Transfer to claims equalisation reserve (note 25)	–	427,712	(427,712)	–	–	–
Revaluation reserve transfer attributable to sale of property (note 25)	–	(327,073)	327,073	–	–	–
Other comprehensive income						
Revaluation (loss)/surplus – property (note 16 and 25)	–	(330,333)	–	(330,333)	728,808	398,475
Net unrealised fair value gains/(losses) on available-for-sale financial assets (note 9)	–	72,628	–	72,628	(4,299)	68,329
Transaction with owners						
Dividends (note 24)	–	–	(2,080,000)	(2,080,000)	–	(2,080,000)
Balance at January 31, 2015	52,000,000	59,222,189	68,314,042	179,536,231	7,358,214	186,894,445

St. Kitts Nevis Anguilla Trading and Development Company Limited
Consolidated Statement of Changes in Shareholders' Equity ...continued

For the Year Ended January 31, 2016 (Expressed in Eastern Caribbean Dollars)

	Parent company				Non- controlling interests \$	Total \$
	Share capital \$	Other reserves \$	Retained earnings \$	Subtotal \$		
Balance at January 31, 2015	52,000,000	59,222,189	68,314,042	179,536,231	7,358,214	186,894,445
Comprehensive income						
Profit for the year	–	–	3,259,570	3,259,570	(1,728,617)	1,530,953
Transfer to reserve fund (note 25)	–	414,503	(414,503)	–	–	–
Transfer to other reserve (note 25)	–	49,361	(49,361)	–	–	–
Transfer to claims equalisation reserve (note 25)	–	405,188	(405,188)	–	–	–
Other comprehensive income						
Revaluation surplus – property (note 15 and 25)	–	2,591,135	–	2,591,135	–	2,591,135
Net unrealised fair value gains on available-for-sale financial assets (note 9)	–	203,302	–	203,302	17,243	220,545
Transaction with owners						
Dividends (note 24)	–	–	(2,600,000)	(2,600,000)	–	(2,600,000)
Balance at January 31, 2016	52,000,000	62,885,678	68,104,560	182,990,238	5,646,840	188,637,078


The notes on pages 25 to 102 are an integral part of these consolidated financial statements.

St. Kitts Nevis Anguilla Trading and Development Company Limited

Consolidated Statement of Cash Flows

For the Year Ended January 31, 2016 (*Expressed in Eastern Caribbean Dollars*)

	2016 \$	2015 \$
Cash flows from operating activities		
Profit before income tax	5,525,826	8,045,878
Items not affecting cash:		
Depreciation and amortization	7,873,785	5,982,694
Interest expense	5,507,315	4,823,182
Impairment loss on property, plant and equipment	2,267,251	–
Impairment losses on receivables	674,191	36,233
Impairment loss on available-for-sale financial assets	202,500	–
Impairment losses/(recoveries) on loans to customers	33,334	(539,792)
Loss/(gain) on disposals of property and equipment	6,267	(273,896)
Revaluation loss	–	2,416,550
Share of income of associated companies	(335,839)	(1,347,341)
Dividend income	(580,281)	(547,306)
Net interest income	(8,459,691)	(8,356,564)
Operating profit before working capital changes	12,714,658	10,239,638
Cash flows used in operating activities before changes in operating assets and liabilities		
(Increase)/decrease in loans to customers	(2,999,374)	360,667
Decrease in receivables and prepayments	470,872	156,384
Increase in reinsurance assets	(2,458,882)	(1,221,258)
Increase in due from related parties	(174,339)	(65,933)
Decrease/(increase) in inventories	2,145,603	(2,006,812)
Increase in insurance liabilities	4,304,055	1,561,555
Increase in customers' deposits	5,961,147	4,507,745
Increase in accounts payable and other liabilities	1,465,117	4,587,472
(Decrease)/increase in due to related parties	(264,958)	228,879
Net cash generated from operating activities before interest receipts and payments and tax	21,163,899	18,348,337
Interest received	10,778,261	10,706,402
Taxes paid	(4,334,778)	(4,677,106)
Interest paid	(6,401,470)	(5,852,756)
Net cash from operating activities	21,205,912	18,524,877
Cash flows from investing activities		
Interest received	2,083,388	2,779,766
Dividends received	1,180,281	1,047,306
Proceeds from disposals of property and equipment	675,132	1,923,652
Redemption of investment securities, net	269,795	2,401,078
Additions to investment property	(53,292)	–
Purchase of intangible assets	(113,107)	(201,042)
Purchase of property, plant and equipment	(14,529,109)	(19,599,779)
Net cash used in investing activities	(10,486,912)	(11,649,019)



St. Kitts Nevis Anguilla Trading and Development Company Limited

Consolidated Statement of Cash Flows ...continued

For the Year Ended January 31, 2016 (Expressed in Eastern Caribbean Dollars)

	2016 \$	2015 \$
Cash flows from financing activities		
Dividends paid	(2,600,000)	(2,080,000)
(Repayments of)/proceeds from borrowings, net	(3,342,297)	2,992,373
Interest paid on borrowings	(3,703,246)	(3,911,042)
Net cash used in financing activities	(9,645,543)	(2,998,669)
Net increase in cash and cash equivalents	1,073,457	3,877,189
Cash and cash equivalents at beginning of year	22,352,245	18,475,056
Cash and cash equivalents at end of year	23,425,702	22,352,245

The notes on pages 25 to 102 are an integral part of these consolidated financial statements.



St. Kitts Nevis Anguilla Trading and Development Company Limited

Notes to Consolidated Financial Statements

January 31, 2016 (*Expressed in Eastern Caribbean Dollars*)

1 Nature of operations

The Group is engaged in the business of general trading, general services, vehicle sales, auto and equipment rental, hire purchase financing, insurance, consumer and mortgage financing, travel agency, tour operations, real estate development, hotel operations and shipping.

2 General information and statement of compliance with International Financial Reporting Standards (IFRS)

St. Kitts Nevis Anguilla Trading and Development Company Limited (“the Company”) was incorporated on January 8, 1973 as a public limited company under the Companies Act Chapter 335 of the Laws of St. Kitts and Nevis. The registered office of the Company is situated at Fort Street, Basseterre, St. Kitts. The Company’s shares are listed on the Eastern Caribbean Securities Exchange.

The accompanying consolidated financial statements are the financial statements of the Company and its subsidiaries (collectively referred to as the “Group”). These have been prepared in accordance with IFRS as issued by the International Accounting Standards Board (IASB), under the historical cost convention, as modified by the revaluation of land and buildings and available-for-sale financial assets. The measurement bases are fully described in the summary of accounting policies.

3 Changes in accounting policies

New standards and amendments to standards effective for the financial year beginning February 1, 2015

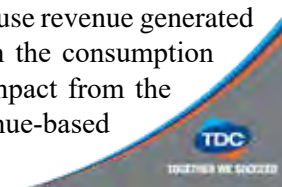
Certain new standards, interpretations and amendments to existing standards have been published that became effective during the current financial year. The Group has assessed the relevance of such new standards and amendments and has concluded that these will not be relevant. Accordingly, the Group has made no changes to its accounting policies in 2016.

Standards, amendments and interpretations to existing standards that are not yet effective and have not been adopted early by the Group

At the date of authorisation of these consolidated financial statements, certain new standards, and amendments to existing standards have been published by the IASB that are not yet effective, and have not been adopted early by the Group. Information on those expected to be relevant to the Group’s consolidated financial statements is provided below.

Management anticipates that all relevant pronouncements will be adopted in the Group’s accounting policies for the first period beginning after the effective date of the pronouncement.

- Amendments to International Accounting Standard (IAS) 16, ‘Property, Plant and Equipment’ and IAS 38, ‘Intangible Assets’ - Clarification of Acceptable Methods of Depreciation and Amortisation, (effective for the periods beginning on or after January 1, 2016). In these amendments, the IASB has clarified that the use of revenue-based methods to calculate the depreciation of an asset is not appropriate because revenue generated by an activity that includes the use of an asset generally reflects factors other than the consumption of the economic benefits embodied in the asset. The Group does not expect any impact from the adoption of the amendments on its separate financial statements as it does not use revenue-based depreciation or amortisation methods.



St. Kitts Nevis Anguilla Trading and Development Company Limited
Notes to Consolidated Financial Statements
January 31, 2016 (*Expressed in Eastern Caribbean Dollars*)

3 Changes in accounting policies ...continued

Standards, amendments and interpretations to existing standards that are not yet effective and have not been adopted early by the Group ...continued

- IFRS 9, *Financial Instruments, (2014)*. The IASB recently released IFRS 9, *Financial Instruments, (2014)*, representing the completion of its project to replace IAS 39, *Financial Instruments: Recognition and Measurement*. The new standard introduces extensive changes to IAS 39's guidance on the classification and measurement of financial assets and introduces a new 'expected credit loss' model for the impairment of financial assets. IFRS 9 also provides new guidance on the application of hedge accounting.

Management has started to assess the impact of IFRS 9 but is not yet in a position to provide quantified information. At this stage the main areas of expected impact are as follows:

- the classification and measurement of the Group's financial assets will need to be reviewed based on the new criteria that considers the assets' contractual cash flows and the business model in which they are managed;
- an expected credit loss-based impairment will need to be recognised on the Group's receivables and investments in debt-type assets currently classified as AFS unless classified as at fair value through profit or loss in accordance with the new criteria;
- it will no longer be possible to measure equity investments at cost less impairment and all such investments will instead be measured at fair value. Changes in fair value will be presented in profit or loss unless the Group makes an irrevocable designation to present them in other comprehensive income. This will affect the Company's investment in associates if still held on January 1, 2018; and
- if the Group continues to elect the fair value option for certain financial liabilities, fair value movements will be presented in other comprehensive income to the extent those changes relate to the Group's own credit risk.

IFRS 9 is effective for annual reporting periods beginning on or after January 1, 2018.

- IFRS 15 'Revenue from Contracts with Customers'. IFRS 15 presents new requirements for the recognition of revenue, replacing IAS 18 'Revenue', IAS 11 'Construction Contracts', and several revenue-related interpretations. The new standard establishes a control-based revenue recognition model and provides additional guidance in many areas not covered in detail under existing IFRSs, including how to account for arrangements with multiple performance obligations, variable pricing, customer refund rights, supplier repurchase options, and other common complexities.

IFRS 15 is effective for annual reporting periods beginning on or after January 1, 2018. Management has started to assess the impact of IFRS 15 but is not yet in a position to provide quantified information.



St. Kitts Nevis Anguilla Trading and Development Company Limited

Notes to Consolidated Financial Statements

January 31, 2016 (*Expressed in Eastern Caribbean Dollars*)

4 Summary of accounting policies

The consolidated financial statements have been prepared using the significant accounting policies and measurement bases summarized below.

a) Basis of consolidation

The Group financial statements consolidate those of the parent company and all of its subsidiaries as at January 31, 2016. The parent controls a subsidiary if it is exposed, or has rights, to variable returns from its involvement with the subsidiary and has the ability to affect those returns through its power over the subsidiary. All subsidiaries have a reporting date of January 31.

All transactions and balances between the Group companies are eliminated on consolidation, including unrealised gains and losses on transactions between Group companies. Where unrealised losses on intra-group asset sales are reversed on consolidation, the underlying asset is also tested for impairment from a group perspective. Amounts reported in the financial statements of subsidiaries have been adjusted where necessary to ensure consistency with the accounting policies adopted by the Group.

Profit or loss and other comprehensive income of subsidiaries acquired or disposed of during the year are recognised from the effective date of acquisition, or up to the effective date of disposal, as applicable.

Non-controlling interests, presented as part of equity, represent the portion of a subsidiary's profit or loss and net assets that is not held by the Group. The Group attributes total comprehensive income or loss of subsidiaries between the owners of the parent and the non-controlling interests based on their respective ownership interests.

b) Investment in associates

Associates are those entities over which the Group is able to exert significant influence but which are not subsidiaries. They are accounted for using the equity method. Under the equity method, the investment in an associate is initially recognised at cost and subsequently adjusted to recognise changes in the Group's share of net assets of the associate since the acquisition date. Goodwill relating to the associate is included in the carrying amount of the investment and is neither amortised nor individually tested for impairment.

The consolidated statement of income reflects the Group's share of the results of operations of the associate. Any change in other comprehensive income of those investees is presented as part of the Group's other comprehensive income. In addition, when there has been a change recognised directly in the equity of the associate, the Group recognises its share of any changes, when applicable, in the consolidated statement of changes in equity. Unrealised gains and losses resulting from transactions between the Group and the associate are eliminated to the extent of the interest in the associate.

The aggregate of the Group's share of profit or loss of an associate is shown on the face of the consolidated statement of income. When necessary, adjustments are made to bring the accounting policies in line with those of the Group.



St. Kitts Nevis Anguilla Trading and Development Company Limited
Notes to Consolidated Financial Statements
January 31, 2016 (*Expressed in Eastern Caribbean Dollars*)

4 Summary of accounting policies ...continued

b) Investment in associates ...continued

After application of the equity method, the Group determines whether it is necessary to recognise an impairment loss on its investment in its associate. At each reporting date, the Group determines whether there is objective evidence that the investment in the associate is impaired. If there is such evidence, the Group calculates the amount of impairment as the difference between the recoverable amount of the associate and its carrying value, then recognises the loss as 'Impairment loss on investments' in the consolidated statement of income.

Upon loss of significant influence over an associate or a joint venture, the Group measures and recognises any retained investment at its fair value. Any difference between the carrying amount of the associate upon loss of significant influence or joint control and the fair value of the retained investment and proceeds from disposal is recognised in the consolidated statement of comprehensive income.

c) Foreign currency translation

(i) Functional and presentation currency

The consolidated financial statements are presented in Eastern Caribbean dollars, which is also the functional currency.

(ii) Foreign currency transactions and balances

Foreign currency transactions are translated into the functional currency of the Group, using the exchange rates prevailing at the dates of the transactions (spot exchange rate). Foreign currency gains and losses resulting from the settlement of such transactions and from the remeasurement of monetary items denominated in foreign currency at year-end exchange rates are recognised in the consolidated statement of income.



St. Kitts Nevis Anguilla Trading and Development Company Limited

Notes to Consolidated Financial Statements

January 31, 2016 (*Expressed in Eastern Caribbean Dollars*)

4 Summary of accounting policies ...continued

d) Segment reporting

The Group has four main operating segments: general trading and services, insurance, financing and hotel and restaurant operations. In identifying these operating segments, management generally follows the Group's service lines representing its main products and services.

Each of these operating segments is managed separately as each requires different technologies, marketing approaches and other resources. All inter-segment transfers are carried out at cost.

For management purposes, the Group uses the same measurement policies as those used in its consolidated financial statements. Income taxes are managed and computed on a group-wide basis and are not allocated to operating segments. The Board of Directors monitors the operating results of its business units separately for the purpose of making decisions about resource allocation and performance assessment. Segment performance is evaluated based on profit or loss and is measured consistently with profit or loss in the consolidated financial statements.

e) Revenue recognition

Revenue arises from the sale of goods and the rendering of services. It is measured at the fair value of consideration received or receivable, excluding sales taxes, rebates, and trade discounts. The Group applies the revenue recognition criteria set out below to each separately identifiable component of the sales transaction.

Retail sales

Sale of goods is recognised when the Group has transferred to the buyer the significant risks and rewards of ownership, generally when the customer has taken undisputed delivery of the goods.

Revenue from the sale of goods with no significant service obligation is recognized on delivery of goods and customer acceptance.

When goods are sold together with customer loyalty incentives, the consideration receivable is allocated between the sale of goods and sale of incentives based on their fair values. Revenue from sale of incentives is recognised when they are redeemed by customers in exchange for products supplied by the Group.

Rendering of services

The Group generates revenues from general services which include but not limited to tour operations, travel agency, airport handling, after-sales service and maintenance. Consideration received for these services is initially deferred, included in other liabilities and is recognised as revenue in the period when the service is performed.



St. Kitts Nevis Anguilla Trading and Development Company Limited
Notes to Consolidated Financial Statements
January 31, 2016 (*Expressed in Eastern Caribbean Dollars*)

4 Summary of accounting policies ...continued

e) Revenue recognition ...continued

Premium income

Premiums written are accounted for in the year in which the risks are assumed. The unearned portions of premiums and the acquisition cost relating to the period of risk extending beyond the end of the financial year are deferred to subsequent accounting periods. As long as the policy remains in force, the policy premium (revenue) is recognised over the term of the policy using the daily pro-rata method.

Commissions earned on reinsurance premiums ceded are recognised in the consolidated statement of income on the same basis as the underlying reinsurance premiums are expensed.

Interest income

Interest income is reported on an accrual basis using the effective interest method.

Hire purchase sales

Revenue is recognised when the significant risks and rewards of ownership have been transferred to the customer, the associated costs and possible return of goods can be estimated reliably, there is no continuing management involvement with the goods, and the amount of revenue can be measured reliably.

Commission income

If the Group acts in the capacity of an agent rather than as the principal in a transaction, then the revenue recognized is the net amount of commission made by the Group and is recognized when earned.

Dividend income

Dividend income is recognised when the right to receive a dividend is established.

Rental income

The Group also earns rental income from operating leases of its buildings and construction equipment. Rental income is recognised on a straight-line basis over the term of the lease.

Other income

Revenue earned from non-routine services and miscellaneous transactions are categorised as other revenue and recognised on the accrual basis.

f) Expenses

Expenses are recognized in the consolidated statement of income upon utilisation of the service or as incurred. Expenditure for warranties is recognised when the Group incurs an obligation, which is typically when the related goods are sold or services provided.



St. Kitts Nevis Anguilla Trading and Development Company Limited

Notes to Consolidated Financial Statements

January 31, 2016 (*Expressed in Eastern Caribbean Dollars*)

4 Summary of accounting policies ...continued

g) Leases

The Group accounts for its leases as follows:

Group as a lessor

Leases wherein the Group substantially transfers to the lessee all risks and benefits incidental to ownership of the leased item are classified as finance leases and are presented as part of accounts receivable at an amount equal to the Group's net investment in the lease. Finance income is recognized based on the pattern reflecting a constant periodic rate of return on the Group's net investment outstanding in respect of the finance lease.

Group as a lessee

Leases which do not transfer to the Group substantially all the risks and benefits of ownership of the asset are classified as operating leases. Operating lease payments (net of any incentive received from the lessor) are recognized as an expense in the consolidated statement of income on a straight-line basis over the lease term. Associated costs, such as repairs and maintenance and insurance, are expensed as incurred.

The Group determines whether an arrangement is, or contains, a lease based on the substance of the arrangement. It makes an assessment of whether the fulfillment of the arrangement is dependent on the use of a specific asset or assets and the arrangement conveys a right to use the asset.

h) Borrowing costs

General and specific borrowing costs directly attributable to the acquisition, construction or production of qualifying assets, which are assets that necessarily take a substantial period of time to get ready for their intended use or sale, are added to the cost of those assets, until such time as the assets are substantially ready for their intended use or sale.

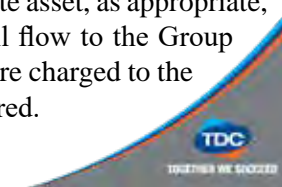
Investment income earned on the temporary investment of specific borrowings pending their expenditure on qualifying assets is deducted from the borrowing costs eligible for capitalization.

All other borrowing costs are recognised in the consolidated statement of income in the period in which they are incurred using the effective interest method.

i) Property, plant and equipment

Land and buildings comprise of mainly the warehouse, offices and retail stores. Land and buildings are shown at fair value, based on periodic (every five years) valuations by external independent valuers, less subsequent depreciation for buildings. Any accumulated depreciation at the date of revaluation is eliminated against the gross carrying amount of the asset, and the net amount is restated to the revalued amount of the asset. All other property, plant and equipment are stated at historical cost less depreciation. Historical cost includes expenditure that is directly attributable to the acquisition of the items.

Subsequent costs are included in the asset's carrying amount or recognised as a separate asset, as appropriate, only when it is probable that future economic benefits associated with the item will flow to the Group and the cost of the item can be measured reliably. All other repairs and maintenance are charged to the consolidated statement of income during the financial period in which they are incurred.



St. Kitts Nevis Anguilla Trading and Development Company Limited
Notes to Consolidated Financial Statements
 January 31, 2016 *(Expressed in Eastern Caribbean Dollars)*

4 Summary of accounting policies ...continued

i) Property, plant and equipment ...continued

Increases in the carrying amount arising on revaluation of land and buildings are credited to revaluation reserves in equity. Decreases that offset previous increases of the same asset are charged against reserves directly in equity; all other decreases are charged to the consolidated statement of income.

Land is not depreciated. Depreciation on other assets is calculated using the reducing balance method to allocate the cost of each asset to their residual values over the estimated useful lives using the annual rates below.

Buildings	2%
Computers and equipment	20% - 40%
Construction equipment rentals	40%
Containers	20%
Plant and machinery	20%
Motor vehicles	20%
Furniture and fittings	15%

The assets' residual values and useful lives are reviewed and adjusted if appropriate at each reporting date.

Property, plant and equipment are periodically reviewed for impairment. An asset's carrying amount is written down immediately to its recoverable amount if the asset's carrying amount is greater than its estimated recoverable amount.

Gains and losses on disposals are determined by comparing the proceeds with the carrying amount and are recognised within "Other income" in the consolidated statement of income.

When revalued assets are sold, any amounts included in revaluation reserves are transferred to retained earnings.

j) Investment property

Property held for rental under an operating lease agreement, which comprises of land and buildings is classified as investment property and carried at cost net of accumulated depreciation, except for land, which is carried at cost less any impairment in value. Depreciation on buildings is calculated using the straight-line method to allocate the cost to its residual value over its estimated useful life at 2% per annum. The residual value, useful life and method of depreciation of the asset are reviewed and adjusted, if appropriate, at the end of each reporting period.

Investment property is derecognized when it has been disposed of or when it is permanently withdrawn from use and no future economic benefit is expected from its disposal. Any gains and losses on the retirement and disposal of investment property are recognized in the consolidated statement of income in the period of retirement or disposal.



St. Kitts Nevis Anguilla Trading and Development Company Limited

Notes to Consolidated Financial Statements

January 31, 2016 (*Expressed in Eastern Caribbean Dollars*)

4 Summary of accounting policies ...continued

k) Intangible assets

Intangible assets of the Group pertain to computer software. Acquired computer software is capitalised on the basis of the costs incurred to acquire and bring to use the specific software. Subsequently, these intangible assets are measured at cost less accumulated amortization and any accumulated impairment losses. These costs are amortised over their estimated useful life of three to five years (20% - 30% annual rate). The amortization period and the amortization method used for the computer software are reviewed at each reporting period.

Computer software is assessed for impairment whenever there is an indication that they may be impaired. Changes in the expected useful life or the expected pattern of consumption of future economic benefits embodied in the asset is accounted for by changing the amortization period or method, as appropriate, and are treated as changes in accounting estimates.

Costs associated with maintaining computer software programmes are recognised as an expense when incurred.

l) Impairment of non-financial assets

Non-financial assets that are subject to depreciation and amortisation are reviewed for impairment whenever events or changes in circumstances indicate that the carrying amount may not be recoverable. An impairment loss is recognised for the amount by which the asset's carrying amounts exceeds its recoverable amount. The recoverable amount is the higher of an asset's fair value less costs to sell and value in use.

For the purposes of assessing impairment, assets are grouped at the lowest levels for which there are separately identifiable cash flows (cash-generating units). Non-financial assets other than goodwill that suffered an impairment are reviewed for possible reversal of the impairment at each reporting date.

m) Financial instruments

Recognition, initial measurement and derecognition


Financial assets and financial liabilities are recognised when the Group becomes a party to the contractual provisions of the financial instrument and are measured initially at fair value adjusted for transaction costs, except for those carried at fair value through profit or loss which are measured initially at fair value. Subsequent measurement of financial assets and financial liabilities is described below.

Financial assets are derecognised when the contractual rights to the cash flows from the financial asset expire, or when the financial asset and all substantial risks and rewards are transferred. A financial liability is derecognised when it is extinguished, discharged, cancelled or expires.

Classification and subsequent measurement of financial assets

For the purpose of subsequent measurement, financial assets are classified into the following categories upon initial recognition:

- loans and receivables; and
- Available-for-sale (AFS) financial assets.



St. Kitts Nevis Anguilla Trading and Development Company Limited
Notes to Consolidated Financial Statements
January 31, 2016 (*Expressed in Eastern Caribbean Dollars*)

4 Summary of accounting policies ...continued

m) Financial instruments ...continued

Classification and subsequent measurement of financial assets ...continued

All financial assets are reviewed for impairment at least at each reporting date to identify whether there is any objective evidence that a financial asset or a group of financial assets is impaired. Different criteria to determine impairment are applied for each category of financial assets, which are described below.

(i) Loans and receivables

Loans and receivables are non-derivative financial assets with fixed or determinable payments that are not quoted in an active market. After initial recognition, these are measured at amortised cost using the effective interest method, less provision for impairment. Discounting is omitted where the effect of discounting is immaterial. The Group's cash and cash equivalents, loans to customers, receivables, due from related parties, corporate bonds, treasury bills and bonds, and fixed deposits fall into this category of financial instruments.

Individually significant receivables are considered for impairment when they are past due or when other objective evidence is received that a specific counterparty will default. Receivables that are not considered to be individually impaired are reviewed for impairment in groups, which are determined by reference to the industry and region of the counterparty and other shared credit risk characteristics. The impairment loss estimate is then based on recent historical counterparty default rates for each identified group.

(ii) AFS financial assets

AFS financial assets are non-derivative financial assets that are either designated to this category or do not qualify for inclusion in any of the other categories of financial assets. They are included in non-current assets unless the investment matures or management intends to dispose of it within 12 months of the end of the reporting period. The Group's AFS financial assets include quoted and unquoted securities.

Unquoted equity investments are measured at cost, less any impairment charges, as their fair value cannot currently be estimated reliably. Impairment charges are recognised in the consolidated statement of income.

Quoted equity investments are measured at fair value. Gains and losses are recognised in other comprehensive income and reported within the AFS reserve within equity, except for interest and dividend income, impairment losses and foreign exchange differences on monetary assets, which are recognised in the consolidated statement of income. When the asset is disposed of or is determined to be impaired, the cumulative gain or loss recognised in other comprehensive income is reclassified from the equity reserve to the consolidated statement of income. Interest calculated using the effective interest method and dividends are recognised in the consolidated statement of income.



St. Kitts Nevis Anguilla Trading and Development Company Limited
Notes to Consolidated Financial Statements
January 31, 2016 (*Expressed in Eastern Caribbean Dollars*)

4 Summary of accounting policies ...continued

m) Financial instruments ...continued

Classification and subsequent measurement of financial assets ...continued

(ii) AFS financial assets ...continued

Reversals of impairment losses for AFS securities are recognised in the consolidated statement of income if the reversal can be objectively related to an event occurring after the impairment loss was recognised. For AFS equity investments, impairment reversals are not recognised in the consolidated statement of income and any subsequent increase in fair value is recognised in other comprehensive income.

Classification and subsequent measurement of financial liabilities

The Group's financial liabilities include borrowings, customers' deposits, accounts payable and other liabilities (except for employee health fund and deferred revenue) and due to related parties.

Financial liabilities are measured subsequently at amortised cost using the effective interest method.



St. Kitts Nevis Anguilla Trading and Development Company Limited
Notes to Consolidated Financial Statements
 January 31, 2016 *(Expressed in Eastern Caribbean Dollars)*

4 Summary of accounting policies ...continued

m) Financial instruments ...continued

Classes of financial instruments

Financial assets	Loans and receivables	Cash and cash equivalents		Deposits
				Treasury bills
		Loans to customers	Loans to individuals	Commercial loans
				Student loans
				Mortgage loans
				Personal loans
				Mortgage loans
				Commercial loans
		Investment securities	Treasury bills and bonds	Local and regional
			Corporate bonds	Local and regional
	Fixed deposits		Local and regional	
	Receivables			
	Due from related parties			
AFS financial assets	Investment securities	Equity securities	Quoted Unquoted	
Financial liabilities	Financial liabilities at amortised cost	Customers' deposits	Deposits from individuals	
			Deposits from corporate entities	
			Deposits other financial institutions	
		Borrowings		
		Accounts payable and other liabilities		
Due to related parties				
Off-balance sheet financial instruments	Loan commitments			

St. Kitts Nevis Anguilla Trading and Development Company Limited

Notes to Consolidated Financial Statements

January 31, 2016 (*Expressed in Eastern Caribbean Dollars*)

4 Summary of accounting policies ...continued

n) Impairment of assets

The Group assesses at the end of each reporting period whether there is objective evidence that a financial asset or group of financial assets is impaired. A financial asset or a group of financial assets is impaired and impairment losses are incurred only if there is objective evidence of impairment as a result of one or more events that occurred after the initial recognition of the asset (a 'loss event') and that loss event (or events) has an impact on the estimated future cash flows of the financial asset or group of financial assets that can be reliably estimated. Evidence of impairment may include indications that the debtors or a group of debtors is experiencing significant financial difficulty, default or delinquency in interest or principal payments, the probability that they will enter bankruptcy or other financial reorganisation, and where observable data indicate that there is a measurable decrease in the estimated future cash flows, such as changes in arrears or economic conditions that correlate with defaults.

The Group first assesses whether objective evidence of impairment exists individually for financial assets that are individually significant, and individually or collectively for financial assets that are not individually significant. If the Group determines that no objective evidence of impairment exists for an individually assessed financial asset, whether significant or not, it includes the asset in a group of financial assets with similar credit risk characteristics and collectively assesses them for impairment. Assets that are individually assessed for impairment and for which an impairment loss is or continues to be recognised are not included in a collective assessment of impairment.


For the loans and receivables category, the amount of the loss is measured as the difference between the asset's carrying amount and the present value of estimated future cash flows (excluding future credit losses that have not been incurred) discounted at the financial asset's original effective interest rate. The carrying amount of the asset is reduced and the amount of the loss is recognised in the consolidated statement of income. If a loan or receivable has a variable interest rate, the discount rate for measuring any impairment loss is the current effective interest rate determined under the contract. As a practical expedient, the Group may measure impairment on the basis of an instrument's fair value using an observable market price.

For the purposes of a collective evaluation of impairment, financial assets are grouped on the basis of similar credit risk characteristics (i.e., on the basis of the Group's grading process that considers asset type, industry, geographical location, past-due status and other relevant factors). Those characteristics are relevant to the estimation of future cash flows for groups of such assets by being indicative of the debtors' ability to pay all amounts due according to the contractual terms of the assets being evaluated.

If, in a subsequent period, the amount of the impairment loss decreases and the decrease can be related objectively to an event occurring after the impairment was recognised (such as an improvement in the debtor's credit rating), the reversal of the previously recognised impairment loss is recognised in the consolidated statement of income.

o) Offsetting financial instruments

Financial assets and liabilities are offset and the net amount reported in the consolidated statement of financial position only when there is a legally enforceable right to offset the recognised amounts and there is intention to settle on a net basis, or to realise the asset and settle the liability simultaneously.



St. Kitts Nevis Anguilla Trading and Development Company Limited
Notes to Consolidated Financial Statements
January 31, 2016 (*Expressed in Eastern Caribbean Dollars*)

4 Summary of accounting policies ...continued

p) Insurance contracts

Classification

The Group issues contracts that transfer insurance risk or financial risk or both. Insurance contracts are those contracts that transfer insurance risk. Such contracts may also transfer financial risk.

Recognition and measurement

Insurance contracts issued are classified as short-term insurance contracts and long-term insurance contracts with fixed and guaranteed payments.

Short-term insurance contracts

These contracts are property, motor, marine and liability, which are generally one year renewable and non-renewable contracts.

Property insurance contracts mainly compensate the Group's customers for damage suffered to their properties or for the value of property lost. Customers who undertake commercial activities on their premises could also receive compensation for the loss of revenue caused by the inability to use the insured properties in their business activities (business interruption cover).

Motor insurance contracts mainly protect and indemnify the vehicle owner against loss or damage of the motor vehicle and its accessories and spare parts resulting from accidental collision or overturning, fire, external explosion, self-ignition or lightning, burglary, theft and malicious acts.

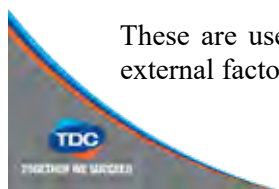
Marine insurance is designed to cover cargo movements from one location to another by air or sea, usually via commercial shipping or similar conveyances. In some cases, the commodities have to be transported inland first before being carried by air or sea. Perils insured are fire, including lightning, collision, overturning of the vessel and the collapse of bridges and robbery. Marine insurance is a non-renewable contract usually covering 1 month or less.

For all these contracts, premiums are recognised as revenue (earned premiums) proportionally over the period of coverage. The portion of premium received on in-force contracts that relates to unexpired risks at the reporting date is reported as the unearned premium liability. Premiums are shown before deduction of commissions and are gross of any taxes or duties levied on premiums.

Claims and loss adjustment expenses are charged to the consolidated statement of income as incurred based on the estimated liability for compensation owed to contract holders or third parties damaged by the contract holders. They include direct and indirect claims settlement costs and arise from events that have occurred up to the reporting date even if they have not yet been reported to the Group. The Group does not discount its liabilities for unpaid claims. Liabilities for unpaid claims are estimated using:

- the input of assessments for individual cases reported to the Group; and
- statistical analyses for the claims incurred but not reported.

These are used to estimate the expected ultimate cost of more complex claims that may be affected by external factors (such as court decisions).



St. Kitts Nevis Anguilla Trading and Development Company Limited
Notes to Consolidated Financial Statements
January 31, 2016 (*Expressed in Eastern Caribbean Dollars*)

4 Summary of accounting policies ...continued

p) Insurance contracts ...continued

Recognition and measurement ...continued

Long-term insurance contracts with fixed and guaranteed terms

These contracts insure events associated with human life (for example, death and survival) over a long duration. Premiums are recognized as revenue when they become payable by the contract holder. Premiums are shown before deduction of commission.

Benefits are recorded as an expense when they are incurred.

A liability for contractual benefits that are expected to be incurred in the future is recorded when the premiums are recognized. The liability is determined as the sum of the expected discounted value of the benefit payments and the future administration expenses that are directly related to the contract, less the expected discounted value of the theoretical premiums that would be required to meet the benefits and the administration expenses based on the valuation assumptions used. The liability is based on the assumptions as to mortality, persistency, maintenance expenses and the investment income that are established at the time the contract is issued. A margin for adverse deviation is included in the assumptions.

Reinsurance contracts held

Contracts entered into by the Group with reinsurers under which the Group is compensated for losses on one or more contracts issued by the Group are classified as reinsurance contracts held.


The benefits to which the Group is entitled under its reinsurance contracts held are recognised as reinsurance assets. The reinsurance premiums incurred are deferred and expensed over the period of risk of the underlying contract. These assets consist of short-term balances due from reinsurers as well as longer-term receivables that are dependent on the expected claims and benefits arising under the related reinsured insurance contracts. Amounts recoverable from or due to reinsurers are measured consistently with the amounts associated with the reinsured insurance contracts and in accordance with the terms of each reinsurance contract. Reinsurance liabilities are primarily premiums payable for reinsurance contracts and are recognised as an expense when due.

The Group also assesses its reinsurance assets for impairment. If there is objective evidence that the reinsurance asset is impaired, the Group reduces the carrying amount of the reinsurance asset to its recoverable amount and recognises that impairment loss in the consolidated statement of income. The Group gathers the objective evidence that a reinsurance asset is impaired using the same process adopted for financial assets held at amortised cost. The impairment loss is also calculated following the same method used for these financial assets.

Deferred policy acquisition costs (DAC)

Acquisition costs comprise the direct expenses such as commissions of acquiring insurance policies written during the financial year.

Commissions and other acquisition costs that vary with and are related to securing new policies and renewing existing policies are capitalised as DAC. The DAC is subsequently amortised over the terms of the policies as premium is earned. All other costs are recognised as expenses when incurred.



St. Kitts Nevis Anguilla Trading and Development Company Limited
Notes to Consolidated Financial Statements
January 31, 2016 (*Expressed in Eastern Caribbean Dollars*)

4 Summary of accounting policies ...continued

p) Insurance contracts ...continued

Liability adequacy test

At each reporting date, liability adequacy tests are performed to ensure the adequacy of the contract liabilities net of related DAC assets. In performing these tests, current best estimates of future contractual cash flows and claims handling and administration expenses, as well as investment income from the assets backing such liabilities are used. Any deficiency is immediately charged to the consolidated statement of income initially by writing off DAC and by subsequently establishing a provision for losses arising from liability adequacy tests (the unexpired risk provision).

Receivables and payables related to insurance contracts

Receivables and payables are recognised when due. These include amounts due to and from agents, brokers and insurance contract holders.

If there is objective evidence that an insurance receivable is impaired, the Group reduces the carrying amount of the insurance receivable accordingly and recognises that impairment loss in the consolidated statement of income. The Group gathers the objective evidence that an insurance receivable is impaired using the same process adopted for financial assets held at amortised cost. The impairment loss is also calculated under the same method used for these financial assets.

Salvage and subrogation reimbursements

Some insurance contracts permit the Group to sell (usually damaged) property acquired in settling a claim (for example, salvage). The Group may also have the right to pursue third parties for payment of some or all costs (for example, subrogation).

Estimates of salvage recoveries are included as an allowance in the measurement of the insurance liability for claims, and salvage property is recognised in other assets until the liability is settled. The allowance is the amount that can reasonably be recovered from the disposal of the property.

Subrogation reimbursements are also considered as an allowance in the measurement of the insurance liability for claims and are recognised in other assets until the liability is settled. The allowance is the amount of the assets that can be recovered from the action against the liable third party.

q) Inventories

Inventories are stated at the lower of cost and net realisable value. Cost is determined using the weighted-average method. Net realisable value is the estimated selling price in the ordinary course of business, less applicable variable selling expenses.

r) Income taxes

Tax expense recognised in the consolidated statement of income comprises the sum of deferred tax and current tax not recognised in other comprehensive income or directly in equity.



St. Kitts Nevis Anguilla Trading and Development Company Limited

Notes to Consolidated Financial Statements

January 31, 2016 (*Expressed in Eastern Caribbean Dollars*)

4 Summary of accounting policies ...continued

r) Income taxes ...continued

Current income tax assets and/or liabilities comprise those obligations to, or claims from, fiscal authorities relating to the current or prior reporting periods, that are unpaid at the reporting date. Current tax is payable on taxable profit, which differs from profit or loss in the consolidated financial statements. Calculation of current tax is based on tax rates and tax laws that have been enacted or substantively enacted by the end of the reporting period.

Deferred income taxes are calculated using the liability method on temporary differences between the carrying amounts of assets and liabilities and their tax bases. However, deferred tax is not provided on the initial recognition of an asset or liability unless the related transaction is a business combination or affects tax or accounting profit.

Deferred tax assets and liabilities are calculated, without discounting, at tax rates that are expected to apply to their respective period of realisation, provided those rates are enacted or substantively enacted by the end of the reporting period.

Deferred tax assets are recognised to the extent that it is probable that the underlying tax loss or deductible temporary difference will be utilised against future taxable income. This is assessed based on the Group's forecast of future operating results, adjusted for significant non-taxable income and expenses and specific limits on the use of any unused tax loss or credit. Deferred tax liabilities are always provided for in full.

Income tax rate

The Group is subject to corporate income taxes of 33%.

Premium tax rate

Insurers are subject to tax on premium revenues generated in certain jurisdictions. The principal rate of premium tax is 5% for general insurance and nil for life insurance.

s) Cash and cash equivalents

Cash and cash equivalents comprise cash on hand and current accounts, together with other short-term, highly liquid investments that are readily convertible into known amounts of cash and which are subject to an insignificant risk of changes in value.

t) Equity, reserves and dividend payments

Share capital represents the proceeds of shares that have been issued.

Revaluation reserve for property comprises unrealised gains and losses from revaluing land and buildings. Revaluation reserve for AFS financial assets comprises unrealised gains and losses relating to these types of financial instruments (see note 25).



St. Kitts Nevis Anguilla Trading and Development Company Limited
Notes to Consolidated Financial Statements
January 31, 2016 (*Expressed in Eastern Caribbean Dollars*)

4 Summary of accounting policies ...continued

t) Equity, reserves and dividend payments ...continued

Claims equalisation reserve represents cumulative amounts appropriated from the retained earnings of St. Kitts-Nevis Insurance Company Limited based on the discretion of the Group's Board of Directors as part of the Group's risk management strategies to mitigate against catastrophic events. These reserves are in addition to the catastrophe reinsurance cover.

The statutory reserve fund represents the reserve created by the finance subsidiary under Section 14 subsection (1) of the Banking Act 1991 of Saint Christopher and Nevis, No. 6 of 1991, which states that every licensed financial institution shall maintain a reserve fund and shall, out of its net profits of each year, transfer to that fund a sum equal to not less than twenty percent of such profits whenever the amount of the reserve fund is less than a hundred percent of the paid-up or, as the case may be, assigned capital of the financial institution.

Retained earnings includes all current and prior period retained profits as reported in the consolidated statement of income, net of dividends.

All transactions with shareholders of the parent company are recorded separately within equity.

Dividend distributions payable to equity shareholders are included in other liabilities when the dividends have been approved in a general meeting prior to the reporting date.

u) Employee benefits

Post-employment benefits – defined contribution plan

The Group pays a fixed percentage into the TDC Pension Savings Plan for individual employees. The Group has no legal or constructive obligations to pay contributions beyond its fixed percentage contributions, which are recognised as an expense in the period that relevant employee services are received.

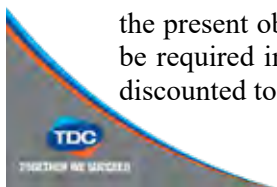
Short-term employee benefits

Short-term employee benefits, including holiday entitlement, are current liabilities measured at the undiscounted amount that the Group expects to pay as a result of the unused entitlement.

v) Provisions, contingent assets and contingent liabilities

Provisions for product warranties, legal disputes, onerous contracts or other claims are recognised when the Group has a present legal or constructive obligation as a result of a past event, it is probable that an outflow of economic resources will be required from the Group and amounts can be estimated reliably. Timing or amount of the outflow may still be uncertain.

Provisions are measured at the estimated expenditure required to settle the present obligation, based on the most reliable evidence available at the reporting date, including the risks and uncertainties associated with the present obligation. Where there are a number of similar obligations, the likelihood that an outflow will be required in settlement is determined by considering the class of obligations as a whole. Provisions are discounted to their present values, where the time value of money is material.



St. Kitts Nevis Anguilla Trading and Development Company Limited
Notes to Consolidated Financial Statements
January 31, 2016 (*Expressed in Eastern Caribbean Dollars*)

4 Summary of accounting policies ...continued

v) Provisions, contingent assets and contingent liabilities ...continued

Any reimbursement that the Group can be virtually certain to collect from a third party with respect to the obligation is recognised as a separate asset. However, this asset may not exceed the amount of the related provision.

No liability is recognised if an outflow of economic resources as a result of present obligations is not probable. Such situations are disclosed as contingent liabilities unless the likelihood of an outflow of resources is remote.

w) Events after the reporting date

Post year-end events that provide additional information about the Group's consolidated financial position at the reporting date (adjusting events) are reflected in the consolidated financial statements. Post year-end events that are not adjusting events are disclosed in the notes to the consolidated financial statements when material.

x) Customer loyalty programmes

The Group operates a loyalty programme where customers accumulate points for purchases made which entitle them to discounts on future purchases. The award points, which are calculated as 1% of the fair value of the consideration received, are initially recognised at the time of purchase within the consolidated statement of income.

y) Earnings per share

Basic earnings per share are determined by dividing profit by the weighted average number of ordinary shares outstanding during the period after giving retroactive effect to stock dividends declared, stock splits and reverse stock splits during the period, if any.

Diluted earnings per share are computed by adjusting the weighted average number of ordinary shares outstanding to assume conversion of dilutive potential shares. Currently, the Group does not have dilutive potential shares outstanding, hence, the diluted earnings per share is equal to the basic earnings per share.

z) Significant management judgment in applying accounting policies and estimation uncertainty

When preparing the consolidated financial statements, management makes a number of judgements, estimates and assumptions about the recognition and measurement of assets, liabilities, income and expenses. Estimates and judgements are continually evaluated and are based on historical experience and other factors, including expectations of future events that are believed to be reasonable under the circumstances. Actual results may be substantially different.

i) Estimated impairment losses on receivables

The Group maintains an allowance for impairment on receivables at a level considered adequate to provide for uncollectible receivables. The level of this allowance is evaluated by the Group on the basis of factors that affect the collectability of the accounts. These factors include, but are not limited to, the length of the Group's relationship with debtors, their payment behaviour and



St. Kitts Nevis Anguilla Trading and Development Company Limited
Notes to Consolidated Financial Statements
January 31, 2016 (*Expressed in Eastern Caribbean Dollars*)

4 Summary of accounting policies ...continued

z) Significant management judgment in applying accounting policies and estimation uncertainty

...continued

i) Estimated impairment losses on receivables ...continued

known market factors. The Group reviews the age and status of receivables, and identifies accounts that are to be provided with allowance on a continuous basis. The amount and timing of recorded expenses for any period would differ if the Group made different judgements or utilised different estimates. The carrying value of receivables and the analysis of allowance for impairment on such financial assets are shown in note 11.

ii) Impairment losses on loans


The Group reviews its loan portfolios to assess impairment on a periodic basis. In determining whether an impairment loss should be recorded in the consolidated statement of income, the Group makes judgements as to whether there is any observable data indicating that there is a measurable decrease in the estimated future cash flows from a portfolio of loans before the decrease can be identified with an individual loan in that portfolio. This evidence may include observable data indicating that there has been an adverse change in the payment status of borrowers, or local economic conditions that correlate with defaults on assets in the Group. Management uses estimates based on historical loss experience for assets with credit risk characteristics and objective evidence of impairment similar to those in the portfolio when scheduling its future cash flows. The methodology and assumptions used for estimating both the amount and timing of future cash flows are reviewed regularly to reduce any differences between loss estimates and actual loss experience. To the extent that the net present value of estimated cash flows differs by +/-5 percent, the provision would be estimated \$403,579 higher or \$462,610 lower respectively (2015: \$404,621 higher or \$447,500 lower, respectively).

iii) Estimated impairment on inventories

Management recognises a provision for inventory losses when the realisable values of inventory items become lower than cost due to obsolescence or other causes. Obsolescence is based on the physical condition of inventory items. Obsolescence is also established when inventory items can no longer be utilised. Obsolete goods when identified are charged to the consolidated statement of income. The Group believes such estimates represent a fair charge of the level of inventory losses in a given year. The Group's policy is to review on an annual basis the condition of its inventory.

iv) Income taxes

The Group is subject to income taxes in St. Kitts and Nevis. Significant judgment is required in determining the provision for income taxes. There are many transactions and calculations for which the ultimate tax determination is uncertain. The Group recognises liabilities for anticipated tax audit issues based on estimates of whether additional taxes will be due. Where the final tax outcome of these matters is different from the amounts that were initially recorded, such differences will impact the current and deferred income tax assets and liabilities in the period in which such determination is made.



St. Kitts Nevis Anguilla Trading and Development Company Limited
Notes to Consolidated Financial Statements
January 31, 2016 (*Expressed in Eastern Caribbean Dollars*)

4 Summary of accounting policies ...continued

z) Significant management judgment in applying accounting policies and estimation uncertainty
...continued

v) *Valuation of property*

The Group utilizes professional valuers to determine the value of its properties. Valuations are determined through the application of different valuation methods which are all sensitive to the underlying assumptions chosen.

vi) *Impairment of non-financial assets*

The Group's policy on estimating the impairment of non-financial assets is discussed in Note 4(1). Though management believes that the assumptions used in the estimation of fair values reflected in the consolidated financial statements are appropriate and reasonable, significant changes in these assumptions may materially affect the assessment of recoverable values and any resulting impairment loss could have a material adverse effect on the results of operations.

vii) *The ultimate liability arising from claims made under insurance contracts*

The estimation of the ultimate liability arising from claims incurred under property and casualty insurance contracts is subject to several sources of uncertainty that need to be considered in determining the amount that the insurer will ultimately pay for such claims. Provisions are made at the year-end for the estimated cost of claims incurred but not settled at the reporting date, including the cost of claims incurred but not yet reported to the Group. The estimated cost of claims includes expenses to be incurred in settling claims and a deduction for the expected value of salvage and other recoveries. The Group takes all reasonable steps to ensure that it has appropriate information regarding its claims exposures. These are determined based upon previous claims experience, knowledge of events and the terms and conditions of the relevant policies and on interpretation of circumstances. Particularly relevant is experience with similar cases and historical payment trends. The approach also includes the consideration of the development of loss payment trends, the levels of unpaid claims, legislative changes, judicial decisions, economic conditions and changes in medical condition of claimants. However, given the uncertainty in establishing claims provisions, it is likely that the final outcome will prove to be different from the original liability established.

The estimation of claims incurred but not reported ("IBNR") is generally subject to a greater degree of uncertainty than the estimation of the cost of settling claims already notified to the Group, where more information about the claim event is generally available. Claims IBNR may often not be apparent to the insurer until many years after the event giving rise to the claims has happened.

If the IBNR rates were adjusted by +/- 1%, the change in the consolidated statement of income would be to decrease or increase reported profits by approximately -/+ \$3,600 (2015: \$3,100).

Management engages loss adjusters and independent actuaries, either to assist in making or to confirm the estimate of claim liabilities. The ultimate liability arising from claims incurred under property and casualty insurance contracts may be mitigated by recovery arising from reinsurance contracts held.



St. Kitts Nevis Anguilla Trading and Development Company Limited
Notes to Consolidated Financial Statements
January 31, 2016 (*Expressed in Eastern Caribbean Dollars*)

4 Summary of accounting policies ...continued

z) Significant management judgment in applying accounting policies and estimation uncertainty
...continued

viii) Determination of life insurance valuation assumptions

At end of each reporting period, the valuation assumptions of each component policy cash flows of life insurance consists of an assumption for the expected experience and separately, a margin for adverse deviation that reflects the degree of uncertainty in the expected experience assumption. The expected experience and the margin reflect the latest current experiences. The assumptions used for the actuarial liabilities relating to life insurance contracts disclosed in the notes to the consolidated financial statements are as follows:

Mortality

For individual life insurance policies, the mortality assumptions are made based on 1986-92 Canadian Institute of Actuaries Select and Ultimate mortality tables and are adjusted to reflect the Group's experience and territory differences based on its investigation. Additional provisions for acquired immune deficiency syndrome extra mortality based on United States experience are added to the expected mortality assumptions. Additional margin was provided for uncertainty in setting the expected mortality assumptions.

Lapses

Lapse assumptions are made based on the Group's experience. The expected lapse rate assumptions are based on the results of the study, and vary by policy year over the past 12 years. Additional margin was provided for uncertainty in setting the expected mortality assumptions.

Interest rates

The Group's investment portfolio consists of short-term interest bearing deposits, cash and government bonds and their performances are used as a basis to determine the expected assumption for future gross rate of return on invested assets. Additional allowance are made for investment expense, asset default and asset/liability mismatch.

Expense

Policy administrative expense assumptions are made based on the Group's operating experience during the year of valuation.

ix) Sensitivity analysis of life insurance risk

The analyses below are based on change in an assumption while holding all other assumptions constant. The purpose is to provide a measure of sensitivity of the life insurance liabilities to each individual assumption. The major risk includes interest rate and lapses.

St. Kitts Nevis Anguilla Trading and Development Company Limited
Notes to Consolidated Financial Statements
January 31, 2016 (*Expressed in Eastern Caribbean Dollars*)

4 Summary of accounting policies ...continued

z) Significant management judgment in applying accounting policies and estimation uncertainty ...continued

ix) *Sensitivity analysis of life insurance risk ...continued*

	Change in Variable	Change in Net Policy Liabilities Increase/(Decrease)	
		2016 \$	2015 \$
Increase in mortality	10%	(18,276)	(14,402)
Decrease in mortality	10%	19,331	15,126
Increase in lapse margin	15%	59,247	54,770
Increase in expenses	10%	27,513	19,699
Parallel decrease in valuation	1%	214,280	180,229

aa) Reclassifications

Where necessary, comparative figures have been adjusted to conform with the change in presentation in the current year (see note 34).

5 Financial risk management

a) Financial risk factors

The Group's activities expose it to a variety of financial risks: market risk (including foreign currency risk, interest rate risk and price risk), credit risk and liquidity risk. The Group has not entered into forward contracts to reduce risk exposures. The Group's risk management focuses on actively seeking to minimise potential adverse effects on its financial performance.

The Group's risk management is coordinated with the Board of Directors, and focuses on actively securing the Group's short to medium-term cash flows by minimising the exposure to financial markets. Long-term financial investments are managed to generate lasting returns.

The Group does not actively engage in the trading of financial assets for speculative purposes nor does it write options. The most significant financial risks to which the Group is exposed are described below.



St. Kitts Nevis Anguilla Trading and Development Company Limited
Notes to Consolidated Financial Statements
January 31, 2016 (*Expressed in Eastern Caribbean Dollars*)

5 Financial risk management ...continued

a) Financial risk factors ...continued

i) Market risk

a) Foreign currency risk

The Group conducts its operations primarily in Eastern Caribbean dollars; however, some transactions are executed in various other currencies, mainly United States Dollars. Foreign currency risk arises when future commercial transactions and recognised assets and liabilities are denominated in a currency that is not the entity's functional currency. The exchange rate of the Eastern Caribbean dollar (EC\$) to the United States dollar (US\$) has been formally pegged at EC\$2.70 = US\$1.00 since July 1976, hence management considers foreign currency risk not to be significant.

b) Cash flow and fair value interest rate risk

The Group's interest rate risk arises primarily from net interest bearing liabilities held with financial institutions with respect to the credit accounts, bank overdraft, customer deposits and long-term borrowings. Borrowings issued at variable rates expose the Group to cash flow interest rate risk. Borrowings issued at fixed rates expose the Group to fair value interest rate risk. The credit accounts, bank overdraft and the long-term borrowings bear fixed interest rates of 3.5% - 5.0%, 6.5% - 9% and 5% - 7% respectively, which exposes the Group to fair value interest rate risk. To manage interest rate risk, the Group negotiates the best rates possible and where possible considers factors such as refinancing, reviewing options and alternative financing.


Management does not believe significant interest rate risk exists at January 31, 2016. If interest rates on the Group's financial instruments were 1% higher or 1% lower with all other variables held constant, the impact on consolidated net income for the year would have been insignificant.

c) Price risk

The Group is exposed to equity securities price risk because of equity investments held by the Group and classified in the consolidated statement of financial position as AFS financial assets. The Group's portfolio includes securities that are quoted on the Eastern Caribbean Securities Exchange, and its exposure to equity securities price risk is not material because the total of these securities is insignificant in relation to its consolidated statement of financial position and because of the limited volatility in this market. The Group does not hold equity securities that are quoted on the world's major securities markets. If market prices as at January 31, 2016 had been 10% higher/lower with all other variables held constant, the change in equity securities would have been insignificant.

ii) Credit risk

Credit risk arises from the possibility that counterparties may default on their obligations to the Group. The Group's credit risk arises from cash at banks, as well as credit exposures to customers and receivables. Cash at banks are only held with well-known reputable banks and financial institutions. If no independent rating exists for customers, management assesses the credit quality of customers on an individual basis, taking into account their financial position, credit history and other factors. The



St. Kitts Nevis Anguilla Trading and Development Company Limited

Notes to Consolidated Financial Statements

January 31, 2016 (*Expressed in Eastern Caribbean Dollars*)

5 Financial risk management ...continued

a) Financial risk factors ...continued

ii) Credit risk ...continued

utilization of credit limits is regularly monitored. Services rendered to customers are settled primarily in cash and cheques.

The Group has made adequate allowance for impairment for any potential credit losses and the amount of the Group's maximum exposure to credit risk is indicated by the carrying amount of its financial assets.

	2016	2015
	\$	\$
Cash at banks and cash equivalents	23,337,424	22,280,700
Investment securities	65,251,436	65,608,357
Loans to customers	94,462,439	91,407,024
Receivables	26,880,155	29,408,830
Due from related parties	434,340	260,001
	210,365,794	208,964,912

The Group continuously monitors defaults of customers and other counterparties, identified either individually or by groups of similar customers, and incorporates this information into its credit risk controls. Where available at reasonable cost, external credit ratings and/or reports on customers and other counterparties are obtained and used. The Group's policy is to deal only with creditworthy counterparties. The Group's management considers that all of the above financial assets that are not impaired or past due for each of the January 31 reporting dates under review are of good credit quality.

At January 31, the Group has certain receivables that have not been settled by the contractual due date but are not considered to be impaired. The amounts at January 31, analysed by the length of time past due are disclosed in note 11.

In respect of receivables, the Group is not exposed to any significant credit risk exposure to any single counterparty or any group of counterparties having similar characteristics. Receivables consist of a large number of customers in various industries and geographical areas. Based on historical information about customer default rates management considers the credit quality of receivables that are not past due or impaired to be good.

The credit risk for cash and cash equivalents, fixed deposits, corporate bonds and treasury bills and bonds is considered negligible, except for Caribbean Commercial Bank of Anguilla Limited and National Bank of Anguilla Limited (see note 9), since the counterparties are well-known reputable institutions.



St. Kitts Nevis Anguilla Trading and Development Company Limited
Notes to Consolidated Financial Statements
 January 31, 2016 *(Expressed in Eastern Caribbean Dollars)*

5 Financial risk management ...continued

a) Financial risk factors ...continued

ii) Credit risk ...continued

No impairment loss has been recorded in relation to the Group's cash and cash equivalents, fixed deposits, corporate bonds and treasury bills and bonds, while an impairment loss on AFS financial assets amounted to \$202,500 (2015: nil) was provided for.

Loans to customers

Loans to customers are summarised as follows:

	2016 \$	2015 \$
Neither past due nor impaired	88,956,311	85,304,626
Past due but not impaired	2,117,943	2,198,452
Impaired	6,331,859	7,171,427
Gross loans to customers	97,406,113	94,674,505
Interest receivable	319,221	229,846
Less: allowance for impairment	(3,262,895)	(3,497,327)
Net loans	94,462,439	91,407,024
Specific provision	2,749,907	2,738,240
Inherent risk provision	512,988	759,087
Allowance for impairment	3,262,895	3,497,327

(a) Loans to customers neither past due nor impaired

The credit quality of the portfolio of loans and advances that were neither past due nor impaired can be assessed by reference to the internal rating system adopted by the Group. Gross amounts of loans and advances by class to customers that were neither past due nor impaired were as follows:

	2016 \$	2015 \$
Home construction	32,036,247	32,987,375
Vehicle	21,167,738	14,664,858
Property	12,749,377	12,646,545
Refinanced mortgage	9,622,180	10,624,041
Consumer	7,367,647	8,293,476
Promotional	3,620,076	2,993,905
Education	952,594	1,236,784
Vacation	898,912	1,215,924
Government	393,934	445,572
Medical	147,606	196,146
	88,956,311	85,304,626



St. Kitts Nevis Anguilla Trading and Development Company Limited

Notes to Consolidated Financial Statements

January 31, 2016 (*Expressed in Eastern Caribbean Dollars*)

5 Financial risk management ...continued

a) Financial risk factors ...continued

ii) Credit risk ...continued

Loans to customers ...continued

(b) Loans to customers past due but not impaired

Loans and advances past due are not considered impaired unless other information is available to indicate the contrary. Gross amounts of loans and advances by class to customers that were past due but not impaired were as follows:


	2016 \$	2015 \$
Past due up to 3 months	927,326	919,863
Past due 3 – 6 months	218,125	292,688
Past due 6 – 12 months	133,150	92,582
Over 12 months	839,342	893,319
	2,117,943	2,198,452

(c) Loans to customers individually impaired

The individually impaired loans and advances to customers before taking into consideration the cash flows from collateral held is \$6,331,859 (2015: \$7,171,427). Loans written-off for the year is \$267,766 (2015: \$271,913).

The breakdown of the gross amount of individually impaired loans and advances by class, along with the fair value of related collateral held as security is as follows:

	2016 \$	2015 \$
Property	1,812,245	2,616,843
Home construction	1,850,435	1,856,260
Refinanced mortgage	1,463,120	1,608,888
Vehicle	423,768	388,572
Education	429,438	323,141
Consumer	216,565	258,422
Vacation	91,411	88,379
Promotional	44,877	30,922
Total	6,331,859	7,171,427
Fair value of collateral	12,968,669	13,482,870



St. Kitts Nevis Anguilla Trading and Development Company Limited
Notes to Consolidated Financial Statements
January 31, 2016 (*Expressed in Eastern Caribbean Dollars*)

5 Financial risk management ...continued

a) Financial risk factors ...continued

ii) Credit risk ...continued

(d) Loans and advances renegotiated

Restructuring activities include extended payment arrangements, modification and deferred payments. Following restructuring, a previously overdue account is reset to a normal status and managed together with other similar accounts. Restructuring policies and practices are based on indicators of criteria which, in the judgement of management, indicate that payment will most likely continue. These policies are kept under continuous review. Restructuring is most commonly applied to term loans, in particular customer finance loans.

As at January 31, 2016, renegotiated loans that would otherwise be past due or impaired totalled \$578,261 (2015: \$619,887).

(e) Repossessed collateral

Reposessed properties are sold as soon as practicable, with the proceeds used to reduce the outstanding indebtedness. Repossessed collaterals of the Group amounted to \$653,066 and \$1,024,364 as at January 31, 2016 and 2015, respectively.

Geographic

Substantially all of the Group's counterparties are located within St. Kitts and Nevis and the Eastern Caribbean region.

iii) Liquidity risk

Liquidity risk is the risk that the Group might be unable to meet its obligations. The Group manages its liquidity needs by monitoring scheduled debt servicing payments for long-term financial liabilities as well as forecasts of cash inflows and outflows due in day-to-day business. The data used for analysing these cash flows is consistent with that used in the contractual maturity analysis below. Liquidity needs are monitored in various time bands, on a day-to-day and week-to-week basis, as well as on the basis of a rolling 30-day projection. Long-term liquidity needs for a 180 - day and a 360 - day lookout period are identified monthly. Net cash requirements are compared to available borrowing facilities in order to determine headroom or any shortfalls. This analysis shows that available borrowing facilities are expected to be sufficient over the lookout period.

The Group's objective is to maintain cash and marketable securities to meet its liquidity requirements for 30-day periods at a minimum. This objective was met for the reporting periods. Funding for long-term liquidity needs is additionally secured by an adequate amount of committed credit facilities.

The table below analyses the Group's financial liabilities and assets in relevant maturity groupings based on the remaining period at the reporting date at the consolidated statement of financial position date to the contractual maturity date, and represent the contractually undiscounted cash flows:



St. Kitts Nevis Anguilla Trading and Development Company Limited

Notes to Consolidated Financial Statements

January 31, 2016 (Expressed in Eastern Caribbean Dollars)

5 Financial risk management ...continued

a) Financial risk factors ...continued

iii) Liquidity risk ...continued

	Within 1 year \$	Between 1 and 5 years \$	More than 5 years \$	Total \$
As at January 31, 2016				
Financial liabilities				
Borrowings	64,367,796	14,261,575	10,082,113	88,711,484
Customers' deposits	96,937,481	414,599	5,964,114	103,316,194
Accounts payable and other liabilities	44,625,456	–	–	44,625,456
Total financial liabilities	205,930,733	14,676,174	16,046,227	236,653,134
Financial assets				
Cash and cash equivalents	23,425,702	–	–	23,425,702
Investment securities	53,348,845	11,902,591	–	65,251,436
Loans to customers	19,259,942	38,261,231	36,941,266	94,462,439
Receivables	20,214,896	5,798,803	866,456	26,880,155
Due from related parties	434,340	–	–	434,340
Total financial assets	116,683,725	55,962,625	37,807,722	210,454,072
Net liquidity gap	(89,247,008)	41,286,451	21,761,495	(26,199,062)
As at January 31, 2015				
Financial liabilities				
Borrowings	50,993,872	5,481,644	16,987,460	73,462,976
Customers' deposits	86,614,177	5,502,982	5,537,946	97,655,105
Accounts payable and other liabilities	42,419,123	–	–	42,419,123
Due to related parties	264,958	–	–	264,958
Total financial liabilities	180,292,130	10,984,626	22,525,406	213,802,162
Financial assets				
Cash and cash equivalents	22,352,245	–	–	22,352,245
Investment securities	53,643,036	11,965,321	–	65,608,357
Loans to customers	15,782,416	36,455,388	39,169,220	91,407,024
Receivables	24,282,015	4,653,223	473,592	29,408,830
Due from related parties	260,001	–	–	260,001
Total financial assets	116,319,713	53,073,932	39,642,812	209,036,457
Net liquidity gap	(63,972,417)	42,089,306	17,117,406	(4,765,705)



St. Kitts Nevis Anguilla Trading and Development Company Limited
Notes to Consolidated Financial Statements
 January 31, 2016 *(Expressed in Eastern Caribbean Dollars)*

6 Management of insurance and financial risk

a) Insurance risk

The risk under any one insurance contract is the possibility that the insured event occurs and the uncertainty of the amount of the resulting claim. By the very nature of an insurance contract, this risk is random and therefore unpredictable.

To limit the Group's exposure of potential loss on an insurance policy, the Group cedes certain levels of risk to a reinsurer. The Group selects reinsurers which have a well-established capability to meet their contractual obligations and which generally have high credit ratings.

For its property risks, the Group uses excess of loss catastrophe reinsurance treaty to obtain reinsurance coverage. Catastrophe reinsurance is obtained for multiple claims arising from one event or occurring within a specified time period. However, treaty limits may apply and may expose the insurer to further claim exposure.

For a portfolio of insurance contracts where the theory of probability is applied to pricing and provisioning, the principal risk that the Group faces under its insurance contracts is that the actual claims and benefits payments exceed the carrying amount of the insurance liabilities. This could occur because of the frequency or severity of claims and if benefits payments are greater than estimated. Insurance events are random and the actual number and amount of claims and benefits will vary from year to year from the estimate.

The concentration of insurance risk before and after reinsurance by risk category is summarised below, with reference to the carrying amount of the insurance liabilities (gross and net of reinsurance) arising from insurance contracts:

Type of risk	2016		2015	
	Gross \$	Net \$	Gross \$	Net \$
Motor	2,467,471	2,467,471	2,412,168	2,412,168
Property	2,455,000	55,000	85,439	85,439
	4,922,471	2,522,471	2,497,607	2,497,607
Add:				
Claims incurred but not reported	360,000	360,000	310,000	310,000
Unallocated loss adjustment expenses	178,000	178,000	156,000	156,000
	5,460,471	3,060,471	2,963,607	2,963,607



St. Kitts Nevis Anguilla Trading and Development Company Limited

Notes to Consolidated Financial Statements

January 31, 2016 (*Expressed in Eastern Caribbean Dollars*)

6 Management of insurance and financial risk ...continued

a) Insurance risk ...continued

i) Property insurance

Property insurance contracts are underwritten using the following main risk categories: fire, business interruption, weather damage and theft.

Frequency and severity of claims

For property insurance contracts, climatic changes may give rise to more frequent and severe extreme weather events (for example, flooding, hurricanes, earthquakes, etc.), and may increase the frequency and severity of claims and their consequences. The Group manages these risks through its underwriting strategy, adequate reinsurance arrangements and proactive claims handling.

The Group has the right to re-price the risk on renewal. It also has the ability to impose deductibles and reject fraudulent claims. These contracts are underwritten by reference to the commercial replacement value of the properties and contents insured, and claim payment limits are always included to cap the amount payable on occurrence of the insured event. Cost of rebuilding properties, of replacement or indemnity for contents and time taken to restart operations for business interruption are the key factors that influence the level of claims under these policies. The greatest likelihood of significant losses on these contracts arises from fire, hurricane and earthquake damage. The Group has reinsurance cover for such damage to limit losses to \$0.250 million in any one occurrence, per individual property risk.

Sources of uncertainty in the estimation of future claim payments

Claims on property contracts are payable on a claims-occurrence basis. The Group is liable for all insured events that occurred during the term of the contract even if the loss is discovered after the end of the contract term. There are several variables that affect the amount and timing of cash flows from these contracts. The compensation paid on these contracts is the monetary awards granted for property damage caused by insured perils as stated in the contract of insurance.

The estimated costs of claims include direct expenses to be incurred in settling claims. The Group takes all reasonable steps to ensure that it has appropriate information regarding its claims exposures. Property claims are less sensitive as the shorter settlement period for these claims allows the Group to achieve a higher degree of certainty about the estimated cost of claims. However, given the uncertainty in establishing claims provisions, it is likely that the final outcome will prove to be different from the original liability established. The liability for these contracts comprises a provision for incurred but not reported (IBNR) and a provision for reported claims not yet paid (outstanding claims) at the reporting date.


ii) Casualty insurance

The Group's casualty insurance is motor, marine and liability insurance.

Frequency and severity of claims

The frequency and severity of claims can be affected by several factors. The most significant is the number of cases coming to Court that have been inactive or latent for a long period of time. Estimated inflation is also a significant factor due to the long period required to settle these cases.

The Group manages these risks through its underwriting strategy, adequate reinsurance arrangements and proactive claims handling.



St. Kitts Nevis Anguilla Trading and Development Company Limited
Notes to Consolidated Financial Statements
January 31, 2016 (*Expressed in Eastern Caribbean Dollars*)

6 Management of insurance and financial risk ...continued

a) Insurance risk ...continued

ii) Casualty insurance ...continued

Underwriting limits are in place to enforce appropriate risk selection criteria. For example, the Group has the right not to renew individual policies, it can impose deductibles and it has the right to reject the payment of a fraudulent claim. Furthermore, the Group's strategy limits the total exposure to the Group by the use of reinsurance treaty arrangements. The reinsurance arrangements include excess of loss cover. The effect of such reinsurance arrangements is that the Group should not suffer total net insurance loss of more than \$0.500 million per risk for casualty insurance.

Sources of uncertainty in the estimation of future claim payments

Claims on casualty contracts are payable on a claims-occurrence basis. The Group is liable for all insured events that occurred during the term of the contract even if the loss is discovered after the end of the contract term. As a result, casualty and financial risk claims are settled over a longer period of time. There are several variables that affect the amount and timing of cash flows from these contracts. These mainly relate to the inherent risks of the business activities carried out by individual contract holders and the risk management procedures they adopted. The compensation paid on these contracts is the monetary awards granted for bodily injury suffered by employees (for employers' liability covers). Such awards are lump-sum payments that are calculated as the present value of the lost earnings and rehabilitation expenses that the injured party will incur because of the accident.

The estimated cost of claims includes direct expenses to be incurred in settling claims, net of the expected subrogation value and other recoveries. The Group takes all reasonable steps to ensure that it has appropriate information regarding its claims exposures. However, given the uncertainty in establishing claims provisions, it is likely that the final outcome will prove to be different from the original liability established. The liability for these contracts comprises a provision for claims incurred but not reported (IBNR) and a provision for reported claims not yet paid (outstanding claims) and a provision for unexpired risks at the reporting date. The Group's IBNR loss reserves are derived using paid loss development estimation method (triangular method). Each business classes' IBNR was calculated using claims data and loss history. The quantum of casualty claims is particularly sensitive to the level of Court awards and to the development of legal precedent on matters of contract and tort.

iii) Life insurance contracts

The Group limits its exposure of potential loss on life insurance policies, by ceding all insurance risks to a reinsurer. The Group selects reinsurers which have a well-established capability to meet their contractual obligations and which generally have high credit ratings.

The nature and extent of risks arising from life insurance contracts as of January 31, 2016 and 2015 are as follows:



St. Kitts Nevis Anguilla Trading and Development Company Limited
Notes to Consolidated Financial Statements
 January 31, 2016 (*Expressed in Eastern Caribbean Dollars*)

6 Management of insurance and financial risk ...continued

a) Insurance risk ...continued

iii) Life insurance contracts ...continued

Concentration of life insurance risk

Gross individual life insurance benefit insured per life policy as at January 31, is as follows

Range	2016	2015
\$0- \$200,000	71%	68%
\$200,001 - \$400,000	27%	27%
\$400,001 - \$800,000	2%	5%

The risk is concentrated in the first 2 categories.

Net individual life insurance benefit insured per policy as at January 31, 2016 is 100% (2015: 100%) in the category \$0-\$200,000 and the risk is concentrated in the first category.

Comparison of actual and expected claims of life insurance risk

The disclosure about claims development relates to the period when the earliest material claim arose for which there is still uncertainty about the amount and timing of the claims payments. As at January 31, the Group's comparison of actual and expected claims is shown below.

Year	2016		2015	
	Actual claims \$	Expected claims \$	Actual claims \$	Expected claims \$
2009	–	113,000	–	113,000
2010	45,000	106,000	45,000	106,000
2011	93,000	103,000	93,000	103,000
2012	8,000	98,000	8,000	98,000
2013	–	93,000	–	93,000
2014	–	87,000	–	87,000
2015	–	82,000	–	82,000
2016	–	74,000	–	–



St. Kitts Nevis Anguilla Trading and Development Company Limited
Notes to Consolidated Financial Statements
 January 31, 2016 *(Expressed in Eastern Caribbean Dollars)*

6 Management of insurance and financial risk ...continued

a) Insurance risk ...continued

iii) Life insurance contracts ...continued

Maturity profile of life insurance risk

The estimated timing of net cash outflows resulting from recognised life insurance liabilities as at January 31, are as follows:

	Up to 1 year	1 to 5 years	Over 5 years	Total
As at January 31, 2016				
Net reserve	129	3,624	1,619,250	1,623,003
Fund balance	–	–	568,407	568,407
Supplementary benefits	229	–	–	229
Total liabilities, January 31, 2016	358	3,624	2,187,657	2,191,639
As at January 31, 2015				
Net reserve	310	2,917	1,416,701	1,419,928
Fund balance	50,000	–	596,724	646,724
Supplementary benefits	188	–	–	188
Total liabilities, January 31, 2015	50,498	2,917	2,013,425	2,066,840

iv) Claims development

The Group employs loss (claims) development tables as a means of measuring actual claims compared with previous estimates. Claims are typically resolved within one year and are assessed on a case-by-case basis. The claims that tend to extend beyond one year are normally from the Accident line of business and to a lesser extent, the motor line.



St. Kitts Nevis Anguilla Trading and Development Company Limited
Notes to Consolidated Financial Statements
January 31, 2016 *(Expressed in Eastern Caribbean Dollars)*

6 Management of insurance and financial risk ... continued

a) Insurance risk ... continued

iv) Claims development ... continued

Motor – gross

Loss year	Brought forward	2012	2013	2014	2015	2016	Total
	\$	\$	\$	\$	\$	\$	\$
- At end of reporting year	3,509,160	2,194,045	2,412,449	1,922,060	3,350,301	2,458,051	15,846,066
- One year later	21,027	(6,111)	(97,683)	(26,121)	(433,699)	–	(542,587)
- Two years later	(883)	(7,847)	3,444	186,724	–	–	181,438
- Three years later	28,769	(21,000)	189,480	–	–	–	197,249
- Four years later	–	6,050	–	–	–	–	6,050
- Five years and over	(108,592)	–	–	–	–	–	(108,592)
Current estimate of cumulative claims	3,449,481	2,165,137	2,507,690	2,082,663	2,916,602	2,458,051	15,579,624
Cumulative payments to date	(3,354,469)	(2,152,771)	(2,080,971)	(1,608,916)	(2,278,192)	(1,636,834)	(13,112,153)
Liability recognised in the consolidated statement of financial position	95,012	12,366	426,719	473,747	638,410	821,217	2,467,471

Motor – net

- At end of reporting year	3,509,160	2,194,045	2,412,449	1,922,060	3,350,301	2,458,051	15,846,066
- One year later	21,027	(6,111)	(97,683)	(26,121)	(433,699)	–	(542,587)
- Two years later	(883)	(7,847)	3,444	186,724	–	–	181,438
- Three years later	28,769	(21,000)	189,480	–	–	–	197,249
- Four years later	–	6,050	–	–	–	–	6,050
- Five years and over	(108,592)	–	–	–	–	–	(108,592)
Current estimate of cumulative claims	3,449,481	2,165,137	2,507,690	2,082,663	2,916,602	2,458,051	15,579,624
Cumulative payments to date	(3,354,469)	(2,152,771)	(2,080,971)	(1,608,916)	(2,278,192)	(1,636,834)	(13,112,153)
Liability recognised in the consolidated statement of financial position	95,012	12,366	426,719	473,747	638,410	821,217	2,467,471

St. Kitts Nevis Anguilla Trading and Development Company Limited
Notes to Consolidated Financial Statements
 January 31, 2016 (Expressed in Eastern Caribbean Dollars)

6 Management of insurance and financial risk ... continued

a) Insurance risk ... continued

iv) Claims development ... continued

Property – gross

	Brought forward \$	2012 \$	2013 \$	2014 \$	2015 \$	2016 \$	Total \$
Loss year							
- At end of reporting year	318,879	64,993	92,395	1,066,955	173,307	2,412,000	4,128,529
- One year later	–	–	–	42,713	(16,706)	–	26,007
- Two years later	–	(12,732)	–	(1,132)	–	–	(13,864)
- Three years later	–	–	–	–	–	–	–
- Four years later	–	–	–	–	–	–	–
- Five years later	(6,000)	–	–	–	–	–	(6,000)
Current estimate of cumulative claims	312,879	52,261	92,395	1,108,536	156,601	2,412,000	4,134,672
Cumulative payments to date	(312,879)	(52,261)	(92,395)	(1,108,536)	(113,601)	–	(1,679,672)

Liability recognised in the consolidated statement of financial position

	–	–	–	–	43,000	2,412,000	2,455,000
Property – net							
- At end of reporting year	318,879	64,993	92,395	1,066,955	173,307	12,000	1,728,529
- One year later	–	–	–	42,713	(16,706)	–	26,007
- Two years later	–	(12,732)	–	(1,132)	–	–	(13,864)
- Three years later	–	–	–	–	–	–	–
- Four years later	–	–	–	–	–	–	–
- Five years later	(6,000)	–	–	–	–	–	(6,000)
Current estimate of cumulative claims	312,879	52,261	92,395	1,108,536	156,601	12,000	1,734,672
Cumulative payments to date	(312,879)	(52,261)	(92,395)	(1,108,536)	(113,601)	–	(1,679,672)

Liability recognised in the consolidated statement of financial position

	–	–	–	–	43,000	12,000	55,000
--	---	---	---	---	--------	--------	--------

St. Kitts Nevis Anguilla Trading and Development Company Limited

Notes to Consolidated Financial Statements

January 31, 2016 (*Expressed in Eastern Caribbean Dollars*)

6 Management of insurance and financial risk ...continued

b) Fair value of financial assets and liabilities

Fair value is the arm's length consideration for which an asset could be exchanged or a liability settled, between knowledgeable, willing parties, who are under no compulsion to act and is best evidenced by a quoted market price, if one exists.

Determination of fair value

The following methods and assumptions have been used to estimate the fair value of each class of financial instruments for which it is practical to estimate a value:

Short-term financial assets and liabilities

The carrying value of these financial assets and liabilities is a reasonable estimate of their fair value because of the short maturity of these instruments. Short-term financial assets are comprised of cash and cash equivalents, receivables and due from related parties. Short-term financial liabilities are comprised of customers' deposits, accounts payable and other liabilities and due to related parties.

Long-term financial assets

The fair value of long-term financial assets which are not quoted in an active market is based on discounted cash flows using the interest rate for new financial assets with the same characteristics and maturities.

AFS – financial assets

Fair value is based on quoted market prices. Where these are not available, fair value is assumed to approximate cost.

Borrowings and deposits

The estimated fair value of deposits with no stated maturity, which includes non-interest bearing deposits, is the amount repayable on demand.

The estimated fair value of fixed-interest bearing deposits and other borrowings not quoted in an active market is based on discounted cash flows using interest rates for new debts with similar remaining maturity.



St. Kitts Nevis Anguilla Trading and Development Company Limited
Notes to Consolidated Financial Statements
 January 31, 2016 (*Expressed in Eastern Caribbean Dollars*)

6 Management of insurance and financial risk ... continued

b) Fair value of financial assets and liabilities ... continued

The table below summarizes the carrying amounts and fair values of the Group's financial assets and liabilities:

	Carrying value		Fair value	
	2016 \$	2015 \$	2016 \$	2015 \$
Financial assets				
Cash and cash equivalents	23,425,702	22,352,245	23,425,702	22,352,245
Investment securities	65,251,436	65,608,357	65,251,436	65,608,357
Loans to customers	94,462,439	91,407,024	94,462,439	91,407,024
Receivables	26,880,155	29,408,830	26,880,155	29,408,830
Due from related parties	434,340	260,001	434,340	260,001
	210,454,072	209,036,457	210,454,072	209,036,457
Financial liabilities				
Borrowings	64,598,154	68,110,588	64,598,154	68,110,588
Customers' deposits	101,604,739	95,684,694	97,005,005	91,561,692
Accounts payable and other liabilities	44,625,456	42,419,123	44,625,456	42,419,123
Due to related parties	—	264,958	—	264,958
	210,828,349	206,479,363	206,228,615	202,356,361

St. Kitts Nevis Anguilla Trading and Development Company Limited
Notes to Consolidated Financial Statements
 January 31, 2016 *(Expressed in Eastern Caribbean Dollars)*

6 Management of insurance and financial risk ...continued

c) Fair value hierarchy

Fair value measurement of financial assets

IFRS 7 specifies a hierarchy of valuation techniques based on whether the inputs to those valuation techniques are observable or unobservable. Observable inputs reflect market data obtained from independent sources; unobservable inputs reflect the Group's market assumptions. These two types of inputs have created the following fair value hierarchy:

- Level 1: Quoted prices in active markets for identical assets and liabilities. This level includes equity securities and debt instruments listed on exchanges.
- Level 2: Inputs other than quoted prices included within Level 1 that are observable for the asset or liability, either directly (that is, as prices) or indirectly (that is, derived from prices).
- Level 3: Inputs for the assets or liabilities that are not based on observable market data. This level includes equity investments and debt instruments with significant unobservable components.

The hierarchy requires the use of observable market data when available. The Group considers relevant and observable market prices in valuations where possible.

	Level 1 \$	Level 2 \$	Level 3 \$
Financial assets 2016			
AFS financial assets	3,625,161	–	3,585,197
Financial assets 2015			
AFS financial assets	3,404,616	–	3,787,697

Fair value measurement of non-financial assets

The following table shows the Levels within the hierarchy of non-financial assets measured at fair value on a recurring basis:

	Level 1 \$	Level 2 \$	Level 3 \$	Total \$
Land and buildings – January 31, 2016	–	17,930,102	103,545,188	121,475,290
Land and buildings – January 31, 2015	–	19,725,000	99,024,997	118,749,997

Fair value of the Group's main property assets is estimated based on appraisals performed by independent, professionally-qualified property valuers. The significant inputs and assumptions are developed in close consultation with management. The valuation processes and fair value changes are reviewed by the Board of Directors and audit committee at each reporting date.



St. Kitts Nevis Anguilla Trading and Development Company Limited
Notes to Consolidated Financial Statements
January 31, 2016 (*Expressed in Eastern Caribbean Dollars*)

6 Management of insurance and financial risk ...continued

c) Fair value hierarchy ...continued

The appraisal was carried out using a market approach that reflects observed prices for recent market transactions for similar properties and incorporates adjustments for factors specific to the land in question, including plot size, location and current use.

Land and buildings were revalued in January 2015 and were not revalued at the reporting date. Management determined that the effect of changes in fair values between the last revaluation date and the reporting date is immaterial.

d) Capital risk management

The Group maintains a level of capital that is sufficient to meet several objectives, including its ability to continue as a going concern in order to provide returns and benefits for shareholders and to maintain an acceptable total debt-to-capital ratio to provide access to adequate funding sources to support current operations and the fulfillment of its strategic plan.

Total net debt includes bank loans and long-term debt less cash. The Group's capital includes total net debt and equity. As at January 31, 2016, the Group's net debt amounted to \$41,172,452 (2015: \$45,758,343), while its equity amounted to \$182,990,238 (2015: \$179,536,231).

The Group manages its capital structure and makes adjustments in light of changes in activities, economic conditions and the risk characteristics of the underlying assets. In order to maintain or adjust its capital structure, the Group may issue new shares, repurchase shares for cancellation, adjust the amount of dividends paid to shareholders or sell assets to reduce debt.

In accordance with Section 3 of the Insurance Act of 2009 (the "Act"), the insurance subsidiary is required to have a minimum share capital of \$2,000,000 fully paid up in cash. Further, Section 23 of the Act requires the insurance subsidiary to deposit an amount of \$1,000,000 for long term insurance and no less than \$500,000 for motor vehicle insurance with the Registrar or that the interest of the Registrar in respect of any prescribed asset be duly registered with the Eastern Caribbean Central Securities Registry. The statutory deposits prior to elimination in the amount of \$4,709,018 (2015: \$4,336,394) in the form of term deposits and bonds are currently held by the insurance subsidiary to satisfy the above requirement.

In St. Kitts and Nevis, the solvency criteria prescribed by Section 54 (c) of the Act states that a registered insurance company carrying on both long-term insurance and general insurance business, shall be deemed to be insolvent, if the excess of its total assets over its total liabilities is less than the greater of the following amounts:

- i) \$500,000; or
- ii) 20% of its premium income in respect of the general insurance business in its last preceding financial year and 5% of the long-term life insurance liabilities as at the end of the reporting period.

St. Kitts Nevis Anguilla Trading and Development Company Limited
Notes to Consolidated Financial Statements
 January 31, 2016 (*Expressed in Eastern Caribbean Dollars*)

6 Management of insurance and financial risk ...continued

d) Capital risk management ...continued

	2016	2015
	\$	\$
<i>General insurance business</i>		
20% of net premium income of the preceding year (2015: \$8,581,675; 2014: \$7,630,227)	1,716,335	1,526,045
<i>Long-term insurance business</i>		
5% of life policyholders' benefits of the current year (2015: \$2,066,840)	109,582	103,342
	1,825,917	1,629,387

Compliance with the minimum margin of solvency is determined as follows:

	2016	2015
	\$	\$
Total assets	51,887,846	45,490,568
Total liabilities	(17,283,793)	(11,575,377)
Margin of solvency	34,604,053	33,915,191
Required minimum margin of solvency	(1,825,917)	(1,629,387)
Margin of solvency in excess of requirement	32,778,136	32,285,804

The margin of solvency was met and exceeded by the insurance subsidiary in 2016 and 2015.

Capital adequacy and the use of regulatory capital are constantly monitored by the finance subsidiary's Board of Directors. The ECCB requires all financial institutions under its jurisdiction to hold the minimum level of regulatory capital of \$5,000,000.

The table below summarises the composition of regulatory capital of the finance subsidiary for the two-year presentation. During those two years, the finance subsidiary complied with all of the externally imposed capital requirements to which it must comply.



St. Kitts Nevis Anguilla Trading and Development Company Limited
Notes to Consolidated Financial Statements
January 31, 2016 (*Expressed in Eastern Caribbean Dollars*)

6 Management of insurance and financial risk ...continued

d) Capital risk management ...continued

	2016 \$	2015 \$
Tier 1 capital		
Share capital	6,000,000	6,000,000
Statutory reserve fund	5,098,405	4,683,902
Retained earnings	13,620,120	14,011,467
Other reserve	141,110	91,749
	<hr/>	<hr/>
Total qualifying tier 1 capital	24,859,635	24,787,118
	<hr/>	<hr/>
Tier 2 capital		
Accumulated impairment	3,262,895	3,497,327
	<hr/>	<hr/>
Total regulatory capital	28,122,530	28,284,445
	<hr/>	<hr/>

7 Segment reporting

Management currently identifies the Group's product and service lines as its operating segments. These operating segments are monitored by the Group's Chief Executive Officer (the chief operating decision maker) and strategic decisions are made on the basis of adjusted segment operating results.

Minor operating segments are combined below under other segments. These are rentals and hire purchase, airline agents and tour operations, real estate development and shipping.



St. Kitts Nevis Anguilla Trading and Development Company Limited
Notes to Consolidated Financial Statements
January 31, 2016 *(Expressed in Eastern Caribbean Dollars)*

7 Segment reporting ... continued

Segment information for the reporting period is as follows:

2016	General trading \$	Insurance \$	Financing \$	Hotel and restaurant \$	Others \$	Eliminations \$	Total \$
Revenue							
From external customers:							
Revenue	136,269,645	378,914	-	4,674,903	13,733,707	-	155,057,169
Net interest income	2,384,381	918,406	5,156,904	-	-	-	8,459,691
Net underwriting income	-	3,874,734	-	-	-	-	3,874,734
Other income	6,128,161	1,250,546	357,587	637,526	1,396,030	-	9,769,850
From other segments	31,519,528	2,292,247	76,454	240,701	901,481	(35,030,411)	-
Cost of sales	176,301,715	8,714,847	5,590,945	5,553,130	16,031,218	(35,030,411)	177,161,444
	(125,733,438)	-	-	(3,275,926)	(6,269,378)	21,045,867	(114,232,875)
Gross profit	50,568,277	8,714,847	5,590,945	2,277,204	9,761,840	(13,984,544)	62,928,569
Employee costs	(16,713,201)	(1,781,329)	(1,069,336)	(1,135,968)	(3,471,151)	19,918	(24,151,067)
General and administrative expenses	(14,547,905)	(2,307,288)	(1,069,410)	(3,320,074)	(4,173,328)	6,964,260	(18,453,745)
Depreciation and amortization	(3,411,051)	(347,311)	(172,746)	(1,532,700)	(574,656)	-	(6,038,464)
Finance charges, net	(5,938,749)	264,071	322,255	(115,661)	1,062,817	(2,032,359)	(6,437,626)
Loss on liquidation of subsidiary	(187,929)	-	-	-	-	-	(187,929)
Impairment loss on investment securities	-	(202,500)	-	-	-	-	(202,500)
Impairment loss on property, plant and equipment	(2,267,251)	-	-	-	-	-	(2,267,251)
Share of income of associated companies	-	-	-	-	-	335,839	335,839
	(43,066,086)	(4,374,357)	(1,989,237)	(6,104,403)	(7,156,318)	5,287,658	(57,402,743)
Segment profit/(loss) before tax	7,502,191	4,340,490	3,601,708	(3,827,199)	2,605,522	(8,696,886)	5,525,826
Segment assets	231,876,811	75,829,469	134,622,825	38,386,835	39,467,056	(94,497,259)	425,685,737
Segment liabilities	138,561,765	18,626,829	109,763,190	21,079,012	8,210,214	(59,192,351)	237,048,659

St. Kitts Nevis Anguilla Trading and Development Company Limited
Notes to Consolidated Financial Statements
January 31, 2016 (Expressed in Eastern Caribbean Dollars)

7 **Segment reporting ...continued**

2015	General trading \$	Insurance \$	Financing \$	Hotel and restaurant \$	Others \$	Eliminations \$	Total \$
Revenue							
From external customers:							
Revenue	12,112,903,036.76	400,000.00	-	2,559,988	18,810,130	-	143,673,294
Net interest income	2,131,805	1,574,210	4,682,381	-	(31,832)	-	8,356,564
Net underwriting income	-	3,861,691	-	-	-	-	3,861,691
Other income	7,723,587	1,171,756	355,275	608,522	418,324	-	10,277,464
From other segments	49,404,677	2,165,222	33,895	72,973	739,332	(52,416,099)	-
Cost of sales	181,163,245	9,172,879	5,071,551	3,241,483	19,935,954	(52,416,099)	166,169,013
	(120,227,758)	-	-	(1,592,472)	(10,504,260)	25,585,062	(106,739,428)
Gross profit	60,935,487	9,172,879	5,071,551	1,649,011	9,431,694	(26,831,037)	59,429,585
Employee costs	(16,267,615)	(1,827,704)	(990,497)	(512,811)	(3,421,030)	23,502	(22,996,155)
General and administrative expenses	(14,925,211)	(2,365,449)	(376,326)	(2,505,717)	(3,783,078)	6,831,819	(17,123,962)
Depreciation and amortization	(2,689,964)	(347,533)	(121,453)	(662,606)	(528,310)	-	(4,349,866)
Finance charges, net	(7,426,162)	(33,879)	(325,185)	(109,341)	1,074,336	975,716	(5,844,515)
Revaluation loss	(34,479,797)	-	-	-	(2,069,371)	-	(2,416,550)
Share of income of associated companies	-	-	-	-	-	1,347,341	1,347,341
	(41,456,103)	(4,445,365)	(1,813,461)	(3,790,475)	(8,727,453)	9,178,378	(51,383,707)
Segment profit/(loss) before tax	19,279,356	4,598,314	3,258,090	(2,141,464)	704,241	(17,652,659)	8,045,878
Segment assets	242,771,705	70,018,602	127,718,531	34,102,015	50,688,662	(108,691,436)	416,608,079
Segment liabilities	148,925,431	13,512,755	102,931,413	12,928,237	20,441,728	(69,025,930)	229,713,634

St. Kitts Nevis Anguilla Trading and Development Company Limited

Notes to Consolidated Financial Statements

January 31, 2016 (*Expressed in Eastern Caribbean Dollars*)

7 Segment reporting ...continued

The totals presented above for the Group's operating segments reconcile to the key financial figures as presented in the consolidated statement of financial position and consolidated statement of income.

Major customers

The Group does not have a single external customer from which sales revenue generated amounted to 10% or more of the total revenue of the Group.


8 Cash and cash equivalents

	2016 \$	2015 \$
Cash on hand	88,278	71,545
Cash at banks	9,118,899	13,215,174
Cash equivalents	14,218,525	9,065,526
	23,425,702	22,352,245

Cash at banks is held with several local commercial banks in non-interest bearing accounts and the amounts held in these accounts facilitate the short-term commitments and day-to-day operations of the Group.

Cash equivalents are as follows:

	2016 \$	2015 \$
Two (2) 91-day Treasury bills from the Government of St. Kitts and Nevis maturing on February 9, 2016 with an interest rate of 4.75% (2015: 4.75%)	5,960,417	5,960,417
Four (4) 90-day term deposits held with St. Kitts-Nevis-Anguilla National Bank Limited maturing on March 24, 2016 bearing an interest rate of 2%	4,078,876	—
Six (6) 90-day term deposits held with Royal Bank of Canada maturing on April 8, 2016 and March 28, 2016 bearing an interest of rate of 2% (2015: 3.0%)	3,073,454	2,017,111
Three month fixed deposit held with The Caribbean Commercial Bank (Anguilla) Limited maturing on February 22, 2016 bearing an interest rate of 3.125% (2015: 3%)	613,903	596,123
Ninety-one (91)-day Treasury bills from the Nevis Island Administration maturing on April 11, 2016 with an interest rate of 5.5% (2015: 6.5%)	491,875	491,875
	14,218,525	9,065,526



St. Kitts Nevis Anguilla Trading and Development Company Limited
Notes to Consolidated Financial Statements
January 31, 2016 *(Expressed in Eastern Caribbean Dollars)*

9 Investment securities

	2016 \$	2015 \$
AFS		
Quoted securities	3,625,161	3,404,616
Unquoted securities	3,585,197	3,787,697
	7,210,358	7,192,313
Loans and receivables		
Fixed deposits	38,667,396	38,464,842
Corporate bonds	13,250,000	13,500,000
Government treasury bills and bonds	5,085,106	5,307,455
	57,002,502	57,272,297
Total investment securities – principal	64,212,860	64,464,610
Interest receivable	1,038,576	1,143,747
	65,251,436	65,608,357
Current		
Non-current	53,348,845	53,643,036
	11,902,591	11,965,321
	65,251,436	65,608,357

The movement in investment securities may be summarised as follows:

	Loans and receivables \$	AFS \$	Total \$
Balance at January 31, 2014	59,673,375	7,123,984	66,797,359
Additions	11,598,922	–	11,598,922
Redemption	(14,000,000)	–	(14,000,000)
Net unrealised fair value gains on AFS financial assets	–	68,329	68,329
Balance at January 31, 2015	57,272,297	7,192,313	64,464,610
Additions	6,993,411	–	6,993,411
Redemption	(7,263,206)	–	(7,263,206)
Impairment loss on AFS financial assets	–	(202,500)	(202,500)
Net unrealised fair value gains on AFS financial assets	–	220,545	220,545
Balance at January 31, 2016	57,002,502	7,210,358	64,212,860



St. Kitts Nevis Anguilla Trading and Development Company Limited

Notes to Consolidated Financial Statements

January 31, 2016 (*Expressed in Eastern Caribbean Dollars*)

9 Investment securities ...continued

The net unrealised fair value gains on AFS financial assets are attributable to the shareholders of:

	2016 \$	2015 \$
Parent company (note 25)	203,302	72,628
Non-controlling interests	17,243	(4,299)
	<hr/>	<hr/>
	220,545	68,329

Fixed deposits

Fixed deposits consist of one to two years term deposits at local and regional financial institutions and bear interest ranging from 2.0% to 4.75% per annum (2015: 2.0% to 4.75%).

At January 31, 2016, the Group held \$7,426,146 and \$2,747,376 in cash and fixed deposits at Caribbean Commercial Bank (Anguilla) Limited and National Bank of Anguilla Limited, respectively. Both banks were placed in Conservatorship in August 2013. Further, the appointed Conservator of these two banks has advised that all depositors' balances up to \$2,800,000 are accessible to the depositors and any excess amounts will be transferred to the Depositor Protection Trusts.

The Bank Resolution Obligation Act, 2016 of Anguilla provides for the Government of Anguilla to fund the Depositor Protection Trusts in support of the resolution of the Caribbean Commercial Bank (Anguilla) Limited and National Bank of Anguilla Limited.

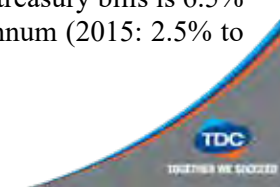
Deposits held with the Depositor Protection Trusts will be for a term of 10 years commencing June 30, 2016, at an interest rate of 2% per annum and with a maximum annual allowed withdrawal of 10% of the principal balance. Accordingly, the amount of \$4,626,146 representing the Group's deposit at Caribbean Commercial Bank (Anguilla) Limited in excess of \$2,800,000 will be held in the Depositor Protection Trusts. Subsequent to January 31, 2016 an amount of \$975,921 was withdrawn by the Group for its deposits held with Caribbean Commercial Bank (Anguilla) Limited. Accordingly the amount of \$3,650,225 representing the Group's remaining deposit with Caribbean Commercial Bank (Anguilla) Limited in excess of \$2,800,000 was placed in a Depositors Protection Trust.

Corporate bonds

Corporate bonds are held with Eastern Caribbean Home Mortgage Bank and Property Holding & Development Co. Ltd. for periods ranging from 9 months to 4 years at interest rates of 1.5% to 8.0% per annum (2015: 1.5% to 8.0%).

Treasury bills and bonds

Treasury bills and bonds are held with Eastern Caribbean Governments with maturities ranging from three months to one year for treasury bills and one to twenty years for bonds. Interest rate on treasury bills is 6.5% per annum (2015: 6.5%) while interest rates on bonds ranges from 2.5% to 7.0% per annum (2015: 2.5% to 7.0%).



St. Kitts Nevis Anguilla Trading and Development Company Limited
Notes to Consolidated Financial Statements
January 31, 2016 *(Expressed in Eastern Caribbean Dollars)*

10 Loans to customers

	2016 \$	2015 \$
Performing loans and advances	91,074,254	87,503,078
Impaired loans	6,331,859	7,171,427
Gross loans	97,406,113	94,674,505
Allowance for loan impairment	(3,262,895)	(3,497,327)
Net loans	94,143,218	91,177,178
Interest receivable	319,221	229,846
Total loans to customers	94,462,439	91,407,024
Current	19,259,942	15,782,416
Non-current	75,202,497	75,624,608
	94,462,439	91,407,024

The loans to customers carry interest rates ranging from 5% to 20% per annum (2015: 5% to 20%) with maturities ranging from 1 to 33 years.

Movement in the loan loss provision:

	2016 \$	2015 \$
Balance at beginning of year	3,497,327	4,309,032
Impairment losses/(recoveries) during the year	33,334	(539,792)
Write-offs for the year	(267,766)	(271,913)
Balance at end of year	3,262,895	3,497,327

According to the Eastern Caribbean Central Bank (ECCB) loan provisioning guidelines, the calculated allowance for loan impairment amounts to \$1,620,516 (2015: \$3,217,034). Where the ECCB loan loss provision is greater than the loan loss provision calculated under IAS 39, the difference is set aside as an appropriation of retained earnings to a non-distributable reserve. As at January 31, 2016, the loan loss provision calculated under IAS 39, was greater than the ECCB provision. Therefore, an appropriation of retained earnings was not required at the reporting date. The gross carrying value of impaired loans at the year end was \$6,331,859 (2015: \$7,171,427).

Accrued interest on loans that would not be recognised under ECCB guidelines amounted to \$141,110 (2015: \$91,749), and is included in other reserves in equity (note 25).



St. Kitts Nevis Anguilla Trading and Development Company Limited

Notes to Consolidated Financial Statements

January 31, 2016 (Expressed in Eastern Caribbean Dollars)

11 Receivables and prepayments

	2016 \$	2015 \$
Current:		
Accounts receivable	25,209,438	26,275,632
Finance lease receivables	5,122,362	7,646,043
Other receivables	38,455	–
	<u>30,370,255</u>	<u>33,921,675</u>
Less: provision for impairment	(10,155,359)	(9,639,660)
Net receivables	20,214,896	24,282,015
Statutory deposits	3,209,018	2,836,394
Prepayments	2,280,281	1,098,867
Deferred costs	–	170,426
	<u>25,704,195</u>	<u>28,387,702</u>
Non-current:		
Finance lease receivables	<u>6,665,259</u>	<u>5,126,815</u>

In accordance with the Insurance Act 2009 Section 23, all registered insurance companies are required to maintain a statutory deposit in certain prescribed forms acceptable to the Registrar of Insurance. As at January 31, 2016 and 2015, statutory deposits were held in the form of term deposits with local commercial banks and funds held on deposits with St. Kitts Financial Services Regulatory Commission. Statutory deposits are restricted and hence are not available for use in the day-to-day operations of the Group.

Deferred costs relate primarily to commissions payable to brokers for acquiring insurance business.

Classification of receivables

Receivables are summarized as follows:

	2016 \$	2015 \$
Neither past due nor impaired	17,159,978	22,363,142
Past due but not impaired	9,720,177	7,045,688
Individually impaired	10,155,359	9,639,660
	<u>37,035,514</u>	<u>39,048,490</u>



St. Kitts Nevis Anguilla Trading and Development Company Limited
Notes to Consolidated Financial Statements
 January 31, 2016 (*Expressed in Eastern Caribbean Dollars*)

11 Receivables and prepayments ...continued

Movement in the allowance for impairment on receivables is:

	2016	2015
	\$	\$
Balance at beginning of year	9,639,660	9,685,992
Impairment losses net of recoveries for the year (note 28)	665,861	36,233
Written-off during the year as uncollectible	(150,162)	(82,565)
Balance at end of year	10,155,359	9,639,660

Certain receivables previously not provided with a valuation allowance amounting to \$8,330 (2015: nil) were written-off during the year (note 28).

Receivables neither past due nor impaired

The credit quality of receivables neither past due nor impaired is assessed based on management's internal assessment of the counterparties or entities. These balances are performing satisfactorily and there are no accounts which require special monitoring.

	2016	2015
	\$	\$
Under 3 months	17,159,978	22,363,142

Receivables past due but not impaired

Based on historical information and customer relationships some receivables which are greater than three months past due but not greater than twelve months are not considered impaired.

As at January 31, 2016, receivables of \$9,720,177 (2015: \$7,045,688) were past due but not impaired. The aging of these receivables is as follows:

	2016	2015
	\$	\$
Over 3 months	9,720,177	7,045,688



St. Kitts Nevis Anguilla Trading and Development Company Limited

Notes to Consolidated Financial Statements

January 31, 2016 (Expressed in Eastern Caribbean Dollars)

11 Receivables and prepayments ...continued

Receivables individually impaired

As at January 31, 2016, receivables of \$10,155,359 (2015: \$9,639,660) were impaired and a related provision established. The aging of these receivables is as follows:

	2016 \$	2015 \$
Over 3 months	10,155,359	9,639,660
Total receivables	37,035,514	39,048,490

Finance lease receivables

The Group entered into finance leases covering motor vehicles and household furniture and appliances with lease terms ranging from two to eight years. Future Minimum Lease Payments Receivables (MLPR) under these finance leases together with the Present Value (PV) of Net Minimum Lease Payments Receivables (NMLPR) follow:

	2016		2015	
	Future MLPR \$	PV of NMLPR \$	Future MLPR \$	PV of NMLPR \$
Within one year	6,648,329	5,122,362	10,640,576	7,646,043
After one year but not more than five years	8,428,937	5,798,803	6,557,623	4,653,223
More than five years	1,302,514	866,456	659,585	473,592
Total MLP	16,379,780	11,787,621	17,857,784	12,772,858
Amounts representing finance income	(4,592,159)	-	(5,084,926)	-
PV of MLPR	11,787,621	11,787,621	12,772,858	12,772,858

The net investment relating to this finance lease is presented as finance lease receivables under receivables and prepayments in the consolidated statement of financial position.

As at January 31, 2016, the Group's accumulated allowance for uncollectible minimum lease payments accounts receivable amounted to \$1,671,627 (2015: \$1,700,892).



St. Kitts Nevis Anguilla Trading and Development Company Limited
Notes to Consolidated Financial Statements
January 31, 2016 *(Expressed in Eastern Caribbean Dollars)*

12 Inventories

	2016 \$	2015 \$
Goods on hand	29,097,743	30,724,278
Land held for future development	11,647,503	11,654,566
Sunrise Hills Villas	2,658,207	3,391,651
Goods in transit	1,883,616	1,404,019
Work-in-progress	423,970	682,128
	45,711,039	47,856,642

13 Related party balances and transactions

A related party relationship exists when one party has the ability to control directly or indirectly, through one or more intermediaries, the other party or exercise significant influence over the other party in making financial and operating decisions. Such relationships also exist between or among entities under common control, with the reporting enterprise and its key management personnel, directors and shareholders.

Amounts due from/(to) related parties are interest-free, unsecured and have no fixed terms of repayment and comprise the following:

		2016 \$	2015 \$
Due from related parties			
Malliouhana-Anico Insurance Company Limited	Associate company	7,718	260,001
St. Kitts Masonry Products Limited	Associate company	426,622	–
		434,340	260,001
Due to related parties			
St. Kitts Masonry Products Limited	Associate company	–	264,958
		–	264,958



St. Kitts Nevis Anguilla Trading and Development Company Limited

Notes to Consolidated Financial Statements

January 31, 2016 (*Expressed in Eastern Caribbean Dollars*)

13 Related party balances and transactions ...continued

The following transactions were carried out with related parties:

		2016 \$	2015 \$
Sales			
Name of related party	Relationship		
St. Kitts Masonry Products Limited	Associate company	3,901,551	3,319,222
Management fees			
Name of related party	Relationship		
St. Kitts Masonry Products Limited	Associate company	150,000	127,000
Malliouhana-Anico Insurance Company Limited	Associate company	60,000	60,000
		210,000	187,000
Commission expense			
Name of related party	Relationship		
Malliouhana-Anico Insurance Company Limited	Associate company	36,009	20,829
Reinsurance premium expense			
Name of related party	Relationship		
Malliouhana-Anico Insurance Company Limited	Associate company	2,156,610	2,291,155
Expenses			
Name of related party	Relationship		
St. Kitts Masonry Products Limited	Associate company	8,365,544	7,345,402



St. Kitts Nevis Anguilla Trading and Development Company Limited
Notes to Consolidated Financial Statements
 January 31, 2016 *(Expressed in Eastern Caribbean Dollars)*

13 Related party balances and transactions ...continued

Balances with the Group directors

Loans to and deposits from directors are included in loans to customers and customers' deposits, respectively, on the consolidated statement of financial position.

	2016 \$	2015 \$
Loans to directors	<u>1,894,617</u>	<u>2,041,267</u>
Deposits from directors	<u>2,957,022</u>	<u>3,253,102</u>

Advances from directors are repayable on demand and bear interest ranging from 3.5% to 5.0% per annum (2015: 3.5% to 5.0%) and is included in accounts payable and other liabilities on the consolidated statement of financial position.

	2016 \$	2015 \$
Advances from directors	<u>3,568,705</u>	<u>4,049,616</u>

Key management compensation

Key management includes the Group's executive and non-executive directors. The compensation incurred in respect of key management is as follows:

	2016 \$	2015 \$
Salaries	1,568,120	1,574,708
Directors' fees	570,000	544,300
Gratuity	272,250	263,236
Allowances	120,541	72,885
Pension	101,804	101,412
Social security	82,462	81,756
	<u>2,715,177</u>	<u>2,638,297</u>



St. Kitts Nevis Anguilla Trading and Development Company Limited
Notes to Consolidated Financial Statements
 January 31, 2016 *(Expressed in Eastern Caribbean Dollars)*

14 Interest in subsidiaries

Composition of the Group

Set out below are details of the subsidiaries held directly by the Group:

Name of subsidiary	Country of incorporation and principal place of business	Principal activity	2016	2015
City Drug Store (2005) Limited	St. Kitts	the retailing of consumer products	100%	100%
Conaree Estates Limited	St. Kitts	land and property development	100%	100%
Dan Dan Garments Limited	St. Kitts	leasing of land and building	100%	100%
Ocean Terrace Inn Limited	St. Kitts	operation of Ocean Terrace Inn hotel, Fisherman's Wharf Restaurant and apartments ownership and rentals	100%	100%
Sakara Shipping Inc.	Tortola	the provision of freight and other shipping services	100%	100%
St. Kitts Bottling Company Limited	St. Kitts	the trade or business of aerated beverages and purified water manufacturers and bottlers	51.67%	51.67%
St. Kitts-Nevis Finance Company Limited	St. Kitts	accepting deposits from customers, providing loans to customers and investing in debt and equity securities	100%	100%
St. Kitts-Nevis Insurance Company Limited	St. Kitts	the business of underwriting all classes of general insurance	100%	100%
TDC Airline Services Limited	St. Kitts	airline, shipping, chartering, forwarding and travel agents	100%	100%

St. Kitts Nevis Anguilla Trading and Development Company Limited
Notes to Consolidated Financial Statements
January 31, 2016 (Expressed in Eastern Caribbean Dollars)

14 Interest in subsidiaries ...continued

Composition of the Group ...continued

Name of subsidiary	Country of incorporation and principal place of business	Principal activity	2016	2015
TDC Real Estate and Construction Company Limited	St. Kitts	real estate development and construction of residential villas	100%	100%
TDC Rentals Limited	St. Kitts	car rental services and financing service to consumers	100%	100%
TDC Tours Limited	St. Kitts	organisation of tours, weddings and shore excursions	100%	100%
City Drug Store (Nevis) Limited	Nevis	retailing of customer products	100%	100%
SNIC (Nevis) Limited	Nevis	the business of insurance agent for all classes of general insurance, including property and motor risks	–	100%
TDC Airline Services (Nevis) Limited	Nevis	travel agents, tour operators, shipping and forwarding agents	100%	100%
TDC Nevis Limited	Nevis	trading as general merchants, manufacturers' representatives and commission agents	100%	100%
TDC Real Estate and Construction Company (Nevis) Limited	Nevis	real estate development and construction	100%	100%
TDC Rentals (Nevis) Limited	Nevis	car rental services and financing service to consumers	100%	100%
East Caribbean Reinsurance Company Limited	Anguilla	the business of reinsurance for all classes of general insurance	80%	80%

St. Kitts Nevis Anguilla Trading and Development Company Limited

Notes to Consolidated Financial Statements

January 31, 2016 (Expressed in Eastern Caribbean Dollars)

14 Interest in subsidiaries ...continued

There are no subsidiaries with a non-controlling interest that are material to the Group.

The Parent Company has issued guarantees to certain banks in respect of the credit facilities granted to certain subsidiaries (see note 33).

The Group has no interests in unconsolidated structured entities.

In 2016, the Group liquidated its 100% interest in its wholly-owned subsidiary, SNIC (Nevis) Limited. The loss on liquidation of SNIC (Nevis) limited amounted to \$187,929 and is shown in the consolidated statement of income.

Effective February 1, 2016, the insurance and financial institution subsidiaries changed their names from St. Kitts-Nevis Insurance Company Limited and St. Kitts-Nevis Finance Company Limited to TDC Insurance Company Limited and TDC Financial Services Company Limited, respectively.


15 Investment in associates

The Group's associates include the following:

Name of Associate	Country of incorporation/ Principal place of business	Percentage of ownership		Carrying value	
		2016	2015	2016	2015
		%	%	\$	\$
St. Kitts Masonry Products Limited	St. Kitts	50	50	7,707,587	5,358,044
Malliouhana-Anico Insurance Company Limited	Anguilla	25	25	3,600,512	3,623,081
				11,308,099	8,981,125

Movements in the investment in associates account are as follows:

	2016	2015
	\$	\$
Balance at beginning of year	8,981,125	8,133,784
Share in net earnings of associated companies		
Profit and loss	335,839	1,347,341
Other comprehensive income	2,591,135	—
Dividends received	(600,000)	(500,000)
Balance at end of year	11,308,099	8,981,125



St. Kitts Nevis Anguilla Trading and Development Company Limited
Notes to Consolidated Financial Statements
 January 31, 2016 *(Expressed in Eastern Caribbean Dollars)*

15 Investment in associates ...continued

St. Kitts Masonry Products Limited

St. Kitts Masonry Products Limited manufactures and sells ready-mix concrete and concrete blocks for the construction industry.

Condensed financial information of St. Kitts Masonry Products Limited is as follows:

	2016 \$	2015 \$
Current assets	4,895,671	4,707,392
Non-current assets	15,276,956	8,819,527
Current liabilities	(4,089,044)	(2,800,725)
Non-current liabilities	(658,187)	–
Net assets	15,425,396	10,726,194
Revenue	23,118,902	21,413,293
Costs and expenses	(22,402,086)	(18,301,301)
Net income	716,816	3,111,992

During the year, St. Kitts Masonry Products Limited revalued its property and the difference between the carrying amounts of property and the fair value amounted to \$5,182,270 is shown as part of its net assets. Accordingly, the Group recognised its share in the revaluation surplus of \$2,591,135 which is shown as part of other reserves – property in the consolidated statement of financial position (note 25).

Dividends received from St. Kitts Masonry Products Limited amounted to \$600,000 (2015: \$500,000).

St. Kitts Nevis Anguilla Trading and Development Company Limited

Notes to Consolidated Financial Statements

January 31, 2016 (*Expressed in Eastern Caribbean Dollars*)

15 Investment in associates ...continued

Malliouhana-Anico Insurance Company Limited

Malliouhana-Anico Insurance Company Limited's principal activity is the underwriting of all classes of general insurance.

Condensed financial information of Malliouhana-Anico Insurance Company Limited is as follows:

	2016 \$	2015 \$
Assets	27,027,314	27,521,377
Liabilities	<u>(12,676,984)</u>	<u>(13,218,911)</u>
Net assets	14,350,330	14,302,466
Net underwriting income	2,629,609	2,972,717
Other income	542,912	501,254
Costs and expenses	<u>(3,124,657)</u>	<u>(3,309,415)</u>
Net income	47,864	164,556

As at January 31, 2016, Malliouhana-Anico Insurance Company Limited held \$2,902,981 and \$5,481,629 in cash and deposits at Caribbean Commercial Bank (Anguilla) Limited and National Bank of Anguilla Limited, respectively. Both banks were placed in Conservatorship in August 2013. Further, the appointed conservator of these two banks has advised that all deposit balances up to \$2,800,000 are accessible to the depositors and any excess amounts will be transferred to Depositors Protection Trusts. The Bank Resolutions Act, 2016 of Anguilla provides for the Government of Anguilla to fund the Depositors Protection Trust in support of the resolution of the Caribbean Commercial Bank (Anguilla) Limited and National Bank of Anguilla Limited. Deposits held by depositors in the Depositors Protection Trust will be for period of 10 years commencing on June 30, 2016 at an interest rate of 2.0% per annum and with a maximum allowed annual withdrawal of 10% of the principal balance. At the reporting date, Malliouhana-Anico Insurance Company Limited's deposit in these banks in excess of \$2,800,000 amounted to \$102,981 and \$2,681,629, respectively.



St. Kitts Nevis Anguilla Trading and Development Company Limited
Notes to Consolidated Financial Statements
January 31, 2016 (Expressed in Eastern Caribbean Dollars)

16 Property, plant and equipment

	Land and buildings	Furniture and fittings	Construction equipment rentals	Plant and machinery	Containers	Motor vehicles	Computers and equipment	Total
	\$	\$	\$	\$	\$	\$	\$	\$
Year ended January 31, 2015								
Opening net book amount	111,834,248	1,880,897	89,617	11,160,009	91,777	8,210,401	734,126	134,001,075
Additions	9,711,691	914,557	81,360	4,429,217	–	3,019,771	1,443,183	19,599,779
Disposals	(1,350,000)	(784,920)	(3,879)	(727,864)	(14,673)	(1,807,096)	(154,790)	(4,843,222)
Writeback on disposals	61,645	782,766	3,490	699,342	13,665	1,508,866	123,692	3,193,466
Depreciation charge	(1,569,684)	(381,964)	(52,840)	(1,078,403)	(23,149)	(2,294,767)	(241,141)	(5,641,948)
Transfers/reclassifications								
Cost	2,174,177	(73,471)	–	(2,012,066)	8,066	187,035	(187,199)	96,542
Accumulated depreciation	(94,005)	12,043	–	78,090	–	–	–	(3,872)
Revaluation loss	(2,416,550)	–	–	–	–	–	–	(2,416,550)
Revaluation surplus	398,475	–	–	–	–	–	–	398,475
Effect of elimination of accumulated depreciation against valuation								
Valuation	(7,715,760)	–	–	–	–	–	–	(7,715,760)
Accumulated depreciation	7,715,760	–	–	–	–	–	–	7,715,760
Closing net book amount	118,749,997	2,349,908	117,748	12,548,325	75,686	8,824,210	1,717,871	144,383,745
At January 31, 2015								
Cost or valuation	118,749,997	13,462,028	415,924	27,913,656	539,691	23,247,074	6,757,367	191,085,737
Accumulated depreciation	–	(11,112,120)	(298,176)	(15,365,331)	(464,005)	(14,422,864)	(5,039,496)	(46,701,992)
Net book amount	118,749,997	2,349,908	117,748	12,548,325	75,686	8,824,210	1,717,871	144,383,745

St. Kitts Nevis Anguilla Trading and Development Company Limited
Notes to Consolidated Financial Statements
January 31, 2016 *(Expressed in Eastern Caribbean Dollars)*

16 Property, plant and equipment ...continued

	Land and buildings	Furniture and fittings	Construction equipment rentals	Plant and machinery	Containers	Motor vehicles	Computers and equipment	Total
	\$	\$	\$	\$	\$	\$	\$	\$
Year ended January 31, 2016								
Opening net book amount	118,749,997	2,349,908	117,748	12,548,325	75,686	8,824,210	1,717,871	144,383,745
Additions	7,651,351	954,723	78,299	2,267,504	180,402	2,579,382	817,448	14,529,109
Disposals	—	(6,501,272)	(36,700)	(3,147,201)	(81,091)	(1,804,039)	(919,802)	(12,490,105)
Writeback on disposals	—	6,284,495	31,925	3,080,309	78,685	1,565,302	767,990	11,808,706
Depreciation charge	(2,033,453)	(472,859)	(63,635)	(1,696,131)	(21,971)	(2,503,319)	(697,314)	(7,488,682)
Transfers/reclassifications	(1,870,000)	—	—	69,930	—	(69,930)	(8,432)	(1,878,432)
Impairment loss	(1,022,605)	(59,753)	—	(1,151,647)	(3,386)	(29,860)	—	(2,267,251)
Closing net book amount	121,475,290	2,555,242	127,637	11,971,089	228,325	8,561,746	1,677,761	146,597,090
At January 31, 2016								
Cost or valuation	124,531,348	7,915,479	457,523	27,103,889	639,002	23,952,487	6,646,581	191,246,309
Accumulated depreciation	(2,033,453)	(5,300,484)	(329,886)	(13,981,153)	(407,291)	(15,360,881)	(4,968,820)	(42,381,968)
Allowance for impairment	(1,022,605)	(59,753)	—	(1,151,647)	(3,386)	(29,860)	—	(2,267,251)
Net book amount	121,475,290	2,555,242	127,637	11,971,089	228,325	8,561,746	1,677,761	146,597,090

St. Kitts Nevis Anguilla Trading and Development Company Limited
Notes to Consolidated Financial Statements
January 31, 2016 *(Expressed in Eastern Caribbean Dollars)*

16 Property, plant and equipment ...continued

The details of gain on sales of property and equipment were as follows:

	2016	2015
	\$	\$
Proceeds from sales of property and equipment	675,132	1,923,652
Carrying amount of property and equipment	(681,399)	(1,649,756)
(Loss)/gain on disposals of property and equipment	(6,267)	273,896

(Loss)/gain on disposals of property and equipment is recognized as part of other income in the consolidated statement of income (note 26).

If the land and buildings were stated on the historical cost basis, the amounts would be as follows:

	Land	Buildings	Total
	\$	\$	\$
At January 31, 2015			
Opening net book value	24,298,018	51,542,832	75,840,850
Additions	349,192	7,982,906	8,332,098
Reclassifications	(446,600)	7,425,689	6,979,089
Depreciation	–	(3,123,974)	(3,123,974)
Closing net book value	24,200,610	63,827,453	88,028,063
At January 31, 2016			
Opening net book value	24,200,610	63,827,453	88,028,063
Additions	241,897	7,409,454	7,651,351
Depreciation	–	(5,160,845)	(5,160,845)
Closing net book value	24,442,507	66,076,062	90,518,569



St. Kitts Nevis Anguilla Trading and Development Company Limited

Notes to Consolidated Financial Statements

January 31, 2016 (*Expressed in Eastern Caribbean Dollars*)

17 Investment property

Investment property relates to land and building intended for leasing and reflects a change in use of the property in 2016. The gross and accumulated depreciation at the beginning and end of the reporting period are shown below.

	Building \$	Land \$	Total \$
Year ended January 31, 2016			
Opening net book value	–	–	–
Additions	53,292	–	53,292
Transfer from property and equipment	1,555,000	315,000	1,870,000
Depreciation charge	(36,782)	–	(36,782)
	1,571,510	315,000	1,886,510
At January 31, 2016			
Cost	1,608,292	315,000	1,923,292
Accumulated depreciation	(36,782)	–	(36,782)
	1,571,510	315,000	1,886,510

Total rental income earned from the investment property is presented as other income in the consolidated statement of income.

The depreciation charge relating to investment property is shown as part of depreciation and amortization in the consolidated statement of income.

As at January 31, 2016, the carrying amount of the Group's investment property approximates its market value based on the latest market valuation report of the property obtained in 2015 prior to its change in use.



St. Kitts Nevis Anguilla Trading and Development Company Limited
Notes to Consolidated Financial Statements
January 31, 2016 (*Expressed in Eastern Caribbean Dollars*)

18 Intangible assets

	Computer software \$
Year ended January 31, 2015	
Opening net book amount	619,430
Additions	201,042
Disposals	(4,071)
Writeback of accumulated amortisation	4,071
Amortisation	<u>(340,746)</u>
Closing net book amount	<u>479,726</u>
At January 31, 2015	
Cost	1,178,153
Accumulated amortisation	<u>(698,427)</u>
Net book amount	<u>479,726</u>
Year ended January 31, 2016	
Opening net book amount	479,726
Additions	113,107
Transfer from property, plant and equipment	8,432
Amortisation	<u>(348,321)</u>
Closing net book amount	<u>252,944</u>
At January 31, 2016	
Cost	1,299,692
Accumulated amortisation	<u>(1,046,748)</u>
Net book amount	<u>252,944</u>



St. Kitts Nevis Anguilla Trading and Development Company Limited

Notes to Consolidated Financial Statements

January 31, 2016 (*Expressed in Eastern Caribbean Dollars*)

19 Borrowings

	2016 \$	2015 \$
Bank term loans	27,798,464	31,153,670
Bank overdrafts	23,391,661	23,286,781
Sugar Industry Diversification Foundation	13,408,029	13,500,000
	64,598,154	67,940,451
Interest payable	–	170,137
Total borrowings	64,598,154	68,110,588
Current	44,521,673	50,476,429
Non-current	20,076,481	17,634,159
	64,598,154	68,110,588

Bank term loans carry interest rates between 5% and 7% (2015: 5% and 7%) and are repayable in regular instalments of principal and interest, maturing at various intervals from one to fifteen years through 2017 to 2026 (2015: through 2016 to 2026).

Bank overdrafts carry interest rates varying from 6.5% to 9.0% (2015: 6.5% to 9.0%).

The Sugar Industry Diversification Foundation loan carries an interest rate of 5%, is repayable in monthly instalments of principal and interest of \$133,661 and matures at the end of 2026.

Collateral security for indebtedness

The Group's bankers and other lenders hold as collateral security, mortgage debentures creating fixed and floating charges and an equitable mortgage on the Group's assets.



St. Kitts Nevis Anguilla Trading and Development Company Limited
Notes to Consolidated Financial Statements
 January 31, 2016 *(Expressed in Eastern Caribbean Dollars)*

20 Insurance liabilities

	2016 \$	2015 \$
Unearned premiums	4,894,315	4,428,539
Claims reported and outstanding	4,922,471	2,497,607
Life policyholders' benefits	2,191,639	2,066,840
Claims incurred but not reported	360,000	310,000
Unallocated loss adjustment expenses	178,000	156,000
Due to reinsurers	1,254,807	38,191
	13,801,232	9,497,177
Reinsurance assets		
Unearned reinsurance premiums	1,280,140	1,221,258
Claims reported and outstanding	2,400,000	–
Total reinsurance assets (gross)	3,680,140	1,221,258
Unearned premiums	3,614,175	3,207,281
Claims reported and outstanding	2,522,471	2,497,607
Life policyholders' benefits	2,191,639	2,066,840
Claims incurred but not reported	360,000	310,000
Unallocated loss adjustment expenses	178,000	156,000
Due to reinsurers	1,254,807	38,191
Total insurance liabilities (net)	10,121,092	8,275,919

The unallocated loss adjustment expenses have been actuarially derived and represent the amounts accrued for unallocated claims handling costs for existing reported losses that were still being processed and accrued for claims incurred but not yet reported as at the financial year-end.

Reinsurance assets are in respect of net outstanding claims payments that are recoverable from reinsurers.

Amounts due to reinsurers represent reinsurance premiums due and payable to the Group's reinsurers at the reporting date.

St. Kitts Nevis Anguilla Trading and Development Company Limited

Notes to Consolidated Financial Statements

January 31, 2016 (Expressed in Eastern Caribbean Dollars)

20 Insurance liabilities ...continued


The reconciliation of life policyholders' benefits as at January 31 is as follows:

	2016 \$	2015 \$
Life policyholders' benefits (gross)		
Balance at beginning of year	2,254,050	1,950,684
Inforce reserve change (deaths, lapses and actives)	(66,087)	239,728
Change of assumption impact		
Interest	179,427	5,285
Expense	75,544	58,353
Total life policyholders' benefits (gross)	2,442,934	2,254,050

	2016 \$	2015 \$
Life policyholders' benefits (net)		
Balance at beginning of year	2,066,840	1,821,285
Inforce reserve change (deaths, lapses and actives)	(60,541)	194,178
Change of assumption impact		
Interest	122,727	3,842
Expense	62,613	47,535
Total life policyholders' benefits (net)	2,191,639	2,066,840

21 Customers' deposits

	2016 \$	2015 \$
Savings deposits	6,220,956	4,856,238
Fixed deposits	93,404,026	88,807,597
	99,624,982	93,663,835
Interest payable	1,979,757	2,020,859
Total customers' deposits	101,604,739	95,684,694
Current	93,295,581	84,957,905
Non-current	8,309,158	10,726,789
	101,604,739	95,684,694



St. Kitts Nevis Anguilla Trading and Development Company Limited
Notes to Consolidated Financial Statements
 January 31, 2016 (*Expressed in Eastern Caribbean Dollars*)

21 Customers' deposits ...continued

Customers deposits represent all types of deposit accounts held by the Group on behalf of customers. Deposits include savings account and fixed deposits. The Group pays interest on all categories of customers' deposits. As at the reporting date, total interest expense on deposit accounts for the year amounted to \$4,386,162 (2015: \$4,638,541). The average effective rate of interest paid on customers' deposits was 4.40% (2015: 4.68%).

22 Accounts payable and other liabilities

	2016 \$	2015 \$
Credit accounts	25,707,999	24,743,512
Accounts payable	10,834,966	11,329,630
Accrued expenses	5,852,184	4,623,410
Employee health fund	3,849,019	3,651,036
Deferred revenue	1,230,640	2,155,454
Dividend payable	862,464	859,807
Other liabilities	294,201	411,522
Gratuity reserve	505,450	233,200
Statutory payables	342,921	125,185
Warranty liability	225,271	107,242
Total accounts payable and other liabilities	49,705,115	48,239,998
Current	45,679,398	44,450,375
Non-current	4,025,717	3,789,623
	49,705,115	48,239,998

Credit accounts represent interest-bearing liabilities to individual and companies payable on demand and bear interest ranging from 3.5% to 5.0% per annum (2015: 3.5% to 5.0% per annum).

Employee health fund represents amounts accrued monthly per employee in respect of a constructive obligation established by the Group to cover certain medical costs of employees and their dependents.

St. Kitts Nevis Anguilla Trading and Development Company Limited

Notes to Consolidated Financial Statements

January 31, 2016 (*Expressed in Eastern Caribbean Dollars*)

23 Taxation

Income tax expense

	2016 \$	2015 \$
Current income tax expense for the year	3,879,093	4,187,262
Net deferred tax expense for the year	115,780	161,220
Total income tax expense for the year	<u>3,994,873</u>	<u>4,348,482</u>

	2016 \$	2015 \$
Current income tax expense		
Profit before taxation	<u>5,525,826</u>	8,045,878
Income tax expense at rate of 33%	1,823,523	2,655,140
Effect of permanent differences	3,274,809	8,348,986
Unrecognised deferred tax asset	1,186,833	–
Prior year under provision	115,885	251,080
5% claims equalization allowed	(133,712)	(141,145)
Effect of income not assessable for taxation	<u>(2,272,465)</u>	<u>(6,765,579)</u>
	<u>3,994,873</u>	<u>4,348,482</u>

Deferred tax expense

The deferred tax expense is comprised of the following

	2016 \$	2015 \$
Unrecognised deferred tax	1,186,833	–
Deferred tax on property, plant and equipment	(387,799)	402,937
Deferred tax on unutilised tax losses	(285,221)	(28,038)
Deferred tax on unutilised capital allowances	<u>(398,033)</u>	<u>(213,679)</u>
	<u>115,780</u>	<u>161,220</u>



St. Kitts Nevis Anguilla Trading and Development Company Limited
Notes to Consolidated Financial Statements
January 31, 2016 *(Expressed in Eastern Caribbean Dollars)*

23 Taxation ...continued

Deferred tax asset

The movement in the deferred tax asset is as follows:

	2016 \$	2015 \$
Balance at beginning of year	(315,049)	(316,882)
Deferred tax expense for the year	93,354	1,833
Unrecognised deferred tax written off	39,243	—
	<hr/>	<hr/>
Balance at end of year	(182,452)	(315,049)

Deferred tax liability

The movement in the deferred tax liability is as follows:

	2016 \$	2015 \$
Balance at beginning of year	5,296,725	5,137,338
Deferred tax (credit)/expense for the year	(16,817)	159,387
	<hr/>	<hr/>
Balance at end of year	5,279,908	5,296,725

Provision for taxation

The movement in the provision for taxation is as follows:

	2016 \$	2015 \$
Balance at beginning of year	2,619,494	3,188,440
Current tax expense for the year	3,879,093	4,187,262
Utilization of taxation recoverable during the year	(104,298)	(79,102)
Income tax paid during the year	(4,334,778)	(4,677,106)
	<hr/>	<hr/>
Balance at end of year	2,059,511	2,619,494

St. Kitts Nevis Anguilla Trading and Development Company Limited

Notes to Consolidated Financial Statements

January 31, 2016 (*Expressed in Eastern Caribbean Dollars*)

23 Taxation ... continued

Taxation recoverable

The movement in the taxation recoverable is as follows:

	2016 \$	2015 \$
Balance at beginning of year	228,390	307,492
Utilization during the year	<u>(104,298)</u>	<u>(79,102)</u>
Balance at end of year	<u>124,092</u>	<u>228,390</u>

24 Shareholders' equity

Share capital

	2016 \$	2015 \$
Authorised: 500,000,000 ordinary shares at \$1 per share	<u>500,000,000</u>	500,000,000
Issued and fully paid: 52,000,000 ordinary shares at \$1 per share	<u>52,000,000</u>	<u>52,000,000</u>

Dividends

On August 31, 2015, the Company's Board of Directors approved the declaration of cash dividends amounting to \$2,600,000 (2015: \$2,080,000), which was also paid during the current financial year.

25 Other reserves

	2016 \$	2015 \$
Revaluation reserve – property	35,002,787	32,411,652
Claims equalization reserve	21,803,237	21,398,049
Statutory reserve fund	5,098,405	4,683,902
Revaluation reserve – AFS financial assets	840,139	636,837
Other reserve (note 10)	<u>141,110</u>	<u>91,749</u>
	<u>62,885,678</u>	<u>59,222,189</u>



St. Kitts Nevis Anguilla Trading and Development Company Limited
Notes to Consolidated Financial Statements
 January 31, 2016 *(Expressed in Eastern Caribbean Dollars)*

25 Other reserves ...continued

Revaluation reserve – property

The revaluation reserve – property relates to the net appreciation of land and freehold buildings based on revaluations performed by an independent property appraiser.

The movement of revaluation reserve relating to property and equipment as at January 31, are as follows:

	2016 \$	2015 \$
Balance at beginning of year	32,411,652	32,340,250
Revaluation surplus (note 15 and 16)	2,591,135	398,475
Revaluation transfer attributable to sale	–	(327,073)
Balance at end of year	35,002,787	32,411,652

Claims equalization reserve

Claims equalisation reserve represents cumulative amounts appropriated from retained earnings based on the discretion of the Group’s Board of Directors as part of the Group’s risk management strategies to mitigate against catastrophic events. These reserves are in addition to the catastrophe reinsurance cover. The movement of claims equalisation reserve is as follows:

	2016 \$	2015 \$
Balance at beginning of year	21,398,049	20,970,337
Appropriations during the year	405,188	427,712
Balance at end of year	21,803,237	21,398,049

Statutory reserve fund

In accordance with Section 14 (1) of the Saint Christopher and Nevis Banking Act No. 6 of 1991, the finance subsidiary is required to maintain a reserve fund into which it shall transfer not less than 20% of its net income of each year whenever the reserve fund is less than the finance subsidiary’s paid-up capital.

	2016 \$	2015 \$
Balance at beginning of year	4,683,902	4,254,211
Appropriations during the year	414,503	429,691
Balance at end of year	5,098,405	4,683,902

St. Kitts Nevis Anguilla Trading and Development Company Limited

Notes to Consolidated Financial Statements

January 31, 2016 (*Expressed in Eastern Caribbean Dollars*)

25 Other reserves ...continued

Revaluation reserve – AFS financial assets

The revaluation reserve arises as a result of the net appreciation in the market value of AFS financial assets.

	2016	2015
	\$	\$
Balance at beginning of year	636,837	564,209
Net unrealised fair value gains on AFS financial assets (see note 9)	203,302	72,628
Balance at end of year	840,139	636,837

Other reserve

Other reserve is a reserve established for interest accrued on impaired loans. This reserve is created to set aside interest accrued on non-performing loans where certain conditions are met in accordance with paragraph AG93 of IAS 39. The prudential guidelines of the ECCB do not allow for the accrual of such interest. As a result the interest is set aside in a reserve and it is not available for distribution to shareholders until received.

The movement of other reserve account is as follows:

	2016	2015
	\$	\$
Balance at beginning of year	91,749	481,892
Transfer from/(to) retained earnings	49,361	(390,143)
Balance at end of year	141,110	91,749



St. Kitts Nevis Anguilla Trading and Development Company Limited

Notes to Consolidated Financial Statements

January 31, 2016 (*Expressed in Eastern Caribbean Dollars*)

26 Other income

	2016 \$	2015 \$
Rent	2,923,622	2,490,249
Commission income	1,385,769	1,736,198
Damage insurance income	790,697	663,298
Equipment rental and repairs	718,140	1,244,817
Photocopier income	641,131	733,282
Management and administration fees	611,936	636,172
Dividend income	580,281	547,306
Truck operating income	335,400	187,815
Facility income	301,800	-
Handling charges	247,250	110,470
Shipping	245,783	556,961
MV Puerto Real/Triumph	185,012	(15,570)
Sale of wreck	88,000	-
E-top up	49,896	228,178
Vehicle servicing	26,642	139,089
Villa income	19,042	48,141
Amortization of grant	14,385	10,155
(Loss)/gain on disposals of property and equipment (note 16)	(6,267)	273,896
Miscellaneous income	611,331	687,007
	9,769,850	10,277,464

27 Employee costs

	2016 \$	2015 \$
Salaries and wages	18,202,002	17,636,709
Statutory contributions	1,937,660	1,710,968
Pension savings plan	987,687	934,603
Bonus and gratuity	955,192	855,671
Directors' fees	655,705	544,300
Staff scholarship and training	421,884	407,799
Health insurance	139,226	221,954
Other staff costs	851,711	684,151
	24,151,067	22,996,155

St. Kitts Nevis Anguilla Trading and Development Company Limited

Notes to Consolidated Financial Statements

January 31, 2016 (Expressed in Eastern Caribbean Dollars)

28 General and administrative expenses

	2016 \$	2015 \$
Legal and professional fees	2,808,711	2,955,430
Advertising and sales promotion	2,562,572	2,646,168
Utilities	2,071,169	2,357,805
General	1,613,009	1,809,185
Repairs and maintenance	1,450,724	2,018,706
Motor vehicle	995,943	539,802
Management fees	984,219	767,699
Communications	939,086	810,415
Taxes and licenses	882,493	928,287
Sewage, waste and landscaping	680,259	292,200
Impairment losses on receivables, net (note 11)	674,191	36,233
Computer installation and consultancy	488,197	387,088
Travel	398,600	304,153
Security	387,427	403,025
Warranty	355,324	154,000
Entertainment	284,893	292,357
Supplies	261,011	311,705
Rent	172,467	366,065
Printing and stationery	152,735	79,959
Annual general meeting	144,891	125,085
Subscriptions	83,972	75,037
Impairment losses/(recoveries) on loans to customers (note 10)	33,334	(539,792)
Freight, handling and truckage	28,518	3,350
	18,453,745	17,123,962

29 Depreciation and amortization

	2016 \$	2015 \$
Depreciation		
Property, plant and equipment (note 16)	5,653,361	4,009,120
Investment property (note 17)	36,782	—
	5,690,143	4,009,120
Amortization (note 18)	348,321	340,746
	6,038,464	4,349,866

Depreciation of plant and machinery and certain motor vehicles totaling \$1,835,321 (2015: \$1,632,828) was recorded under cost of sales.



St. Kitts Nevis Anguilla Trading and Development Company Limited

Notes to Consolidated Financial Statements

January 31, 2016 (Expressed in Eastern Caribbean Dollars)

30 Finance charges, net

	2016 \$	2015 \$
Interest expense		
Borrowings	3,533,109	3,924,929
Credit accounts	1,974,206	898,253
	<u>5,507,315</u>	<u>4,823,182</u>
Bank charges	930,311	1,021,333
	<u>6,437,626</u>	<u>5,844,515</u>

31 Net interest income

	2016 \$	2015 \$
Loans to customers	8,483,255	8,145,184
Receivables	2,384,381	2,134,737
Investments	1,978,217	2,715,184
Savings account interest expense	(199,268)	(151,776)
Time deposits interest expense	(4,186,894)	(4,486,765)
	<u>8,459,691</u>	<u>8,356,564</u>

32 Earnings per share

Basic and diluted earnings per share were computed as follows:

	2016 \$	2015 \$
Profit attributable to shareholders of parent company	3,259,570	3,665,095
Divided by weighted average number of outstanding ordinary shares	<u>52,000,000</u>	<u>52,000,000</u>
Basic and diluted earnings per share	<u>0.063</u>	<u>0.070</u>

The Group has no dilutive potential ordinary shares as of January 31, 2016 and 2015.

St. Kitts Nevis Anguilla Trading and Development Company Limited
Notes to Consolidated Financial Statements
January 31, 2016 *(Expressed in Eastern Caribbean Dollars)*

33 Commitments and contingencies

Bank guarantees

- The Company has guaranteed a bank overdraft facility on behalf of its subsidiary company, TDC Rentals Limited in the amount of \$500,000.
- The Company has guaranteed a bank overdraft facility on behalf of its subsidiary company, TDC Airline Services Limited in the amount of \$500,000.
- The Company has guaranteed a bank overdraft facility on behalf of its subsidiary company TDC Nevis Limited in the amount of \$1,500,000.
- The Company has guaranteed a bank overdraft facility on behalf of its subsidiary company TDC Airline Services (Nevis) Limited in the amount of \$300,000.
- The Company has guaranteed a bank overdraft facility on behalf of its subsidiary company City Drug Store (2005) Limited in the amount of \$100,000.
- The Company has guaranteed a bank overdraft facility on behalf of its subsidiary company TDC Tours Limited in the amount of \$150,000.
- The Company has guaranteed a bank overdraft facility on behalf of its subsidiary company Ocean Terrace Inn Limited in the amount of \$1,000,000.

34 Reclassifications

Several items in the consolidated financial statements have been reclassified to achieve a clearer or more appropriate presentation. The comparative figures have been similarly formatted and reclassified in order to achieve comparability with the current period. The items reclassified are as follows:

- Certain finance lease receivables under current receivables have been reclassified to non-current receivables.
- Reinsurance assets previously offset against insurance liabilities were grossed up.
- Interest not available for distribution until received shown as part of retained earnings was reclassified to other reserve.
- Interest income previously deducted against finance charges, net was reclassified to net interest income.



St. Kitts Nevis Anguilla Trading and Development Company Limited
Notes to Consolidated Financial Statements
 January 31, 2016 *(Expressed in Eastern Caribbean Dollars)*

34 Reclassifications ...continued

The summary of reclassifications is shown below.

	As previously classified 2015 \$	Reclassifications 2015 \$	As reclassified 2015 \$
Effect on consolidated statement of financial position			
Assets			
Current assets			
Receivables and prepayments	33,514,517	(5,126,815)	28,387,702
Reinsurance assets	—	1,221,258	1,221,258
Non-current assets			
Receivables	—	5,126,815	5,126,815
Current liabilities			
Insurance liabilities	8,275,919	1,221,258	9,497,177
Shareholders' equity			
Other reserves	59,130,440	91,749	59,222,189
Retained earnings	68,405,791	(91,749)	68,314,042
Effect on consolidated statement of income			
Net interest income	5,914,433	2,442,131	8,356,564
Finance charges	(3,402,384)	(2,442,131)	(5,844,515)



Our Partners



TOGETHER WE SUCCEED



**“Leaders don't create followers, they create more leaders
and together we succeed ”**

Donielle Estridge - TDC Warren C. Tyson Memorial Scholar



TOGETHER WE SUCCEED



TOGETHER WE SUCCEED



**ST. KITTS · NEVIS · ANGUILLA
TRADING & DEVELOPMENT COMPANY LTD.**

P.O. Box 142, Fort Street, Basseterre, St. Kitts, West Indies
Phone: (869) 465 2511 ● Fax: (869) 465 1099 ● Email: headoffice@tdcgrouppltd.com
www.tdcgrouppltd.com